

CONTENTS/CHAPTERS

CHAP. 1 ENDODONTIC INSTRUMENTS

Reamers	08
Medium Reamers	09
K-Files	10
Medium K-Files	11
H-Files	12
Medium H-Files, NiTi H-Files	13
SEC O-Files K	14
SEC O-Files H	15
Flare Files, Medium Flare Files	16
NiTi Flare Files	17
Flexile Files	18
Medium Flexile Files	19
RT Files	20
D Finders	21
Barbed Broaches, Square Broaches	22

CHAP. 2 ENDODONTIC ROTARY INSTRUMENTS

Engine Reamers	23
Super Files	24
U-Files	25
GPR	26
Peeso Reamers, Gates Drills	27

CHAP. 3 ROOT CANAL OBTURATION

Paste Carriers	28
Spreaders	29
Flare Finger Spreaders	30
Pluggers	31

CHAP. 4 BURS / DIAMONDS & CARBIDE

MI Stainless Steel Burs	32
Hard Stainless Burs	33
Dia-Burs®	34
MI Dia-Burs®	45
CR Inlay Filling Dia-Bur kit	46
Composite Resin and Dia-Bur kits	46
CEREC-related Products	47
Carbide Burs	48
Surgical Burs	50

CHAP. 6 SUTURES & SURGICAL NEEDLES

Sutures for Micro Use	55
-----------------------	----

CHAP. 7 ENDODONTIC MICRO ACCESSORIES

Micro Files	56
Ultrasonic Endo Files	58
Ultrasonic Dia-Files	58
Endo-Holders	59




CHAP. 8 ENDODONTIC ACCESSORIES




Endo Stands	60
File Stands	60
File Cleaners	60
Steri-Endo Guards	61
Steri-Bur Guards	61
Steri-Bur Guards 22	61
Magnetic Bur-Blocks	62
Dia-Burs® Stands	62
Management Kits	62
Silicone caps for Endo Stands	63
Sponge for File Cleaners	63
Rubber stoppers	63

CHAP. 9 CLEANING, STERILIZATION, STORAGE

CHAP.10 PRODUCTS LIST	65
-----------------------	----

Our History

<p>1956 ▶▶▶</p> <p>Mr. Masao Matsutani began manufacturing and sales of surgical eyed needles</p>  <p>Around 1956</p>	<p>1959 ▶▶▶</p> <p>Received subsidization for innovating surgical eyed needles made of 18-8 stainless steel (SS) from the Ministry of Health and Welfare Reorganized into a joint-stock corporation with 1 million yen in capital Mr. Masao Matsutani appointed the Representative Executive Officer and President</p>	<p>1961 ▶▶▶</p> <p>First ever production of 18-8 SS surgical needles</p>  <p>Around 1961</p>	<p>1962 ▶▶▶</p> <p>Awarded export subsidy by the Ministry of International Trade and Industry</p>	<p>1966 ▶▶▶</p> <p>Concluded research contract with Japan Atomic Institute and started Japan's first ever research on Co 60 γ-ray sterilization of surgical needles Reached 4 million yen in capital</p>
<p>1979 ▶▶▶</p> <p>Awarded the Excellent Enterprise Prize for prevention of public pollution at the Public Hygienic Convention Patented manufacturing techniques for dental reamers and files (Japan, U.S., and Great Britain).</p>	<p>1980 ▶▶▶</p> <p>Established export division and began exporting dental Reamers and Files</p>  <p>Around 1980</p>	<p>1982 ▶▶▶</p> <p>Started construction of Point of Production System (POPS) by LAN (Local Area Network)</p>	<p>1983 ▶▶▶</p> <p>Awarded Scientific and Technological Agency Prize for excellent manufacturing technique of dental products Began domestic sales of dental Reamers and Files at FDI Dental Show in Tokyo</p>	<p>1984 ▶▶▶</p> <p>Awarded Patent Agency prize for the invention of dental instruments Reached 48 million yen capital</p>
<p>1991 ▶▶▶</p> <p>Released Cross Lapped Edge Optical Needle Manufactured the world's smallest drilled eyeless needle (27 micron) for trial Developed Skin Stapler and Micro Needle Attaching Machine</p>	<p>1992 ▶▶▶</p> <p>Awarded Patent Agency prize for excellent invention for Manipler at Invention exhibition of the Kanto district Reached 96 million yen in capital</p>	<p>1993 ▶▶▶</p> <p>Established Kiyohara Factory in Kiyohara Industrial Park Began selling Manipler and Sterilized Reamer Files, Peeso Reamers and Ophthalmic Sutures</p>	<p>1995 ▶▶▶</p> <p>Built a new LAN Began building new Kiyohara Factory Started selling Gates Drills</p>  <p>Kiyohara Factory building complete</p>	<p>1996 ▶▶▶</p> <p>Changed company name to MANI, INC. Launched MANI website Established overseas joint venture, MANI MEINFA in Hanoi, Vietnam President Matsutani received the Medal with Yellow Ribbon from the Japanese emperor for his dedication to the development of medical devices Received certificate for ISO9001 and CE Marking</p>
<p>2002 ▶▶▶</p> <p>Built an annex to Kiyohara Factory</p>  <p>Expanded Kiyohara Factory</p>	<p>2003 ▶▶▶</p> <p>Built an annex to MANI-MEINFA CO., LTD. Established MANI HANOI CO., LTD. near Hanoi, VIETNAM</p>  <p>Expanded Vietnam Factory</p>	<p>2004 ▶▶▶</p> <p>Adopted committee governance structure Achieved ISO 14001 & OHSAS18001 certification Completed and started operating MANI HANOI CO., LTD., Hanoi (Vietnam) Released Manipler AZ</p>	<p>2006 ▶▶▶</p> <p>Headquarters moved from the Takanezawa Factory to the Kiyohara Factory</p>	<p>2007 ▶▶▶</p> <p>Completed Kiyohara Factory expansion MANI HANOI CO., LTD. expansion. Mr. Masaaki Matsutani appointed Representative Executive Officer and President</p>  <p>Kiyohara Factory</p>  <p>MANI HANOI CO., LTD.</p>

1967 ▶▶▶	1971 ▶▶▶	1975 ▶▶▶	1976 ▶▶▶	1978 ▶▶▶
<p>Started manufacturing and sales of surgical eyeless needles of 18-8 SS drilled-end type Reached 6 million yen in capital</p>	<p>Started research on production and performance of dental root canal instruments Started research on Laser Drilling technique</p>	<p>Awarded Excellence Prize from the Secretary of Small Business at the 14th All-Japan Small Business Trade Fair Reached 20 million yen in capital per year</p>	<p>Started manufacturing and sales of dental Barbed & Square Broaches made of stainless steel</p>	<p>Development and sales of patented Needle Attaching Machine in Japan, U.S., England, West Germany and Brazil Reached 30 million yen of capital</p>
1985 ▶▶▶	1986 ▶▶▶	1988 ▶▶▶	1989 ▶▶▶	
<p>Opened visual presentation room at Takanezawa Factory Completed production technology of dental Dia-Burs (patent pending)</p>	<p>Mr. Kanji Matsutani appointed Representative Director and President</p>	<p>Began selling dental Dia-Burs President Matsutani awarded for distinguished service by the Scientific and Technological Agency The patent of a dental product selected as "noteworthy invention" from Japanese Patent Agency</p>	<p>Awarded Prize from the Small Business Research Institute</p>	 <p>Newly built Takanezawa Factory</p>
1997 ▶▶▶	1998 ▶▶▶	1999 ▶▶▶	2000 ▶▶▶	2001 ▶▶▶
<p>Began selling dental Carbide Burs. Built an annex to Kiyohara Factory</p>	<p>Began sales of Ophthalmic Knife and Menicepts (Ligo-sutura Instrument) Completed Myanmar Factory</p>	<p>Established MANI YANGON LTD. in Yangon, Myanmar</p> 	<p>Won patent suit for infringement of MANI surgical needles patent Began selling Titanium wires with needles, Dental RT Files & D Finders Reached over 323 million yen in capital</p>	<p>Started sales of Dental Stereoscopic Microscopes, Developed Grinding & Polishing Points, and Post-pins for base Reached more than 665.5 million yen in capital Registered stocks with the Japan Securities Dealers Association (JASDAQ) Market Released OEM-based Skin Stapler</p>
2008 ▶▶▶	2009 ▶▶▶	2010 ▶▶▶	2011 ▶▶▶	2012 ▶▶▶
<p>Received Porter Prize, 2008 (section of small and medium-sized companies)</p>	<p>MANI HANOI CO., LTD. merged and consolidated its subsidiary, MANI-MEINFA CO., LTD. Established MANI VIENTIANE CO.,LTD. in Vientiane, Laos</p>  <p>Completed Laos Factory</p>	<p>Established MANI MEDICAL HANOI CO., LTD. in Hanoi, Vietnam Established MANI RESOURCES CO., LTD. in Utsunomiya, Tochigi Prefecture</p>	<p>Listed in Second Section of Tokyo Stock Exchange</p>	<p>Listed in First Section of Tokyo Stock Exchange Established MANI MEDICAL BEIJING CO., LTD. in Beijing, China</p>

MANI has been contributing to global welfare through development, production and distribution of its products. Bringing benefits to both patients and doctors.

Evolution of MANI

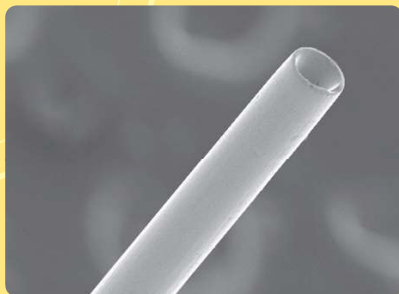
Our corporate structure has grown into a bright green tree for over 60 years. Our tree is sowing many new seeds into the world medical field.

We have contributed to the world healthcare industry for 60 years, always keeping peoples' health as our priority. Our reliable instruments can be found in many healthcare fields, and in more than 120 countries worldwide.

Our 60 year history is based on continual research and development.

Our original micro-processing technology and quality management system have led to highly reliable products. That is why MANI products are used all around the world.

■ MANI's patent strategy
MANI possesses 271 patents at home and abroad as of February 2013, and also has several pending patents.



Micro hole processing technology
Magnified photo of hole part of suture
Outer diameter of needle: 70 μm , Hole diameter: 40 μm

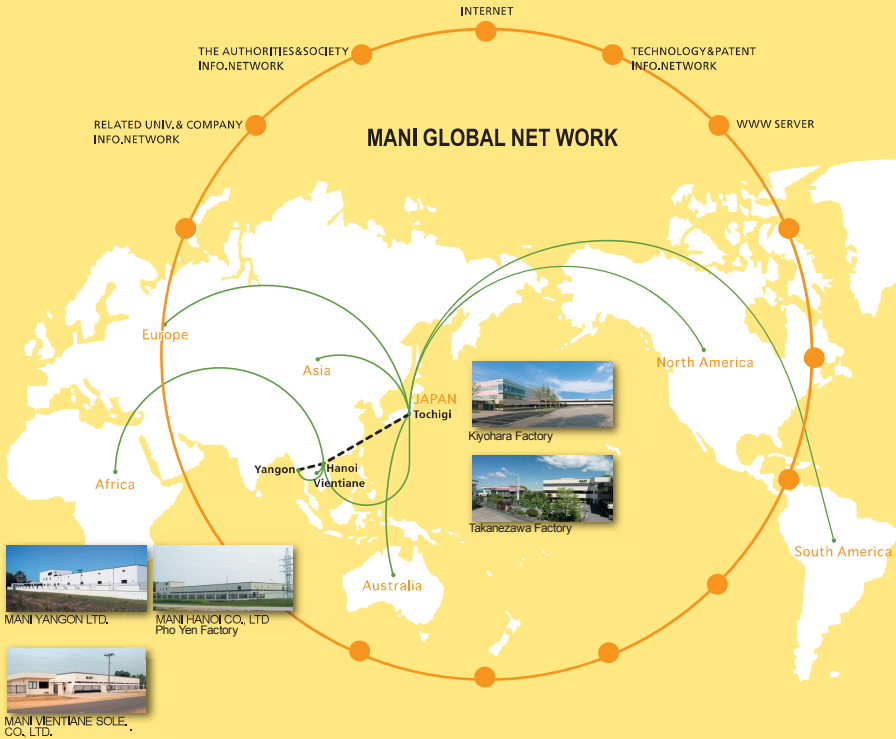


Micro sharpening technology
Magnified photo of ophthalmic knife MSL30
Micro sharpening technology


■ **This is another point of pride for our company**

Our suture needles for surgery account for more than 70% all suture needle production in Japan and more than 90% of all suture needles exported from Japan. Our dental reamers and files account for more than 35% of the world market.

One of our deepest commitments is to understand the needs of our customers and to deliver high quality products at a reasonable cost. We manufacture products in Southeast Asian countries, including Vietnam, Laos, and Myanmar, so human resources are available where required. Overseas production achieves high quality through abundant human resources.



We have established our own technologies and patents around the world. We fully adopted many global standards, including ISO13485. Our interest sits at the intersection between technology and everyday life. At MANI, this interest will never change.



We are accredited by:



ISO 14001



OHSAS 18001



ISO 13485


- ISO9001 (Quality Management System)
- ISO13485 (Medical Devices: Quality Management System)
- CE marking (MDD 93/42/EEC EC Medical Devices Directive)
- Canadian Medical Devices Conformity Assessment System (CMDCAS)
- ISO14001 (Environmental Management System)
- OHSAS18001 (Occupational Health and Safety Management Systems)

Reamers and K and H files series


MANI's deep knowledge of reamers has developed over a long history of

■ Using MANI hard-fiber Stainless steel

Dental treatment tools used inside the mouth require high corrosion resistance and durability. Above all, they must have a reliable cutting edge that meets the practical needs of the dentist. We chose 18-8 Stainless steel, because of its high corrosion resistance and ductility. We could find a material that can provide both flexibility and hardness through fine processing.



(MANI hard-fiber stainless steel)



(typical stainless steel)


Rubber stopper

A suitable rubber stopper for each shape and length is fitted initially.

	Blue 18mm	White 21mm	Yellow 25mm	Red 28mm	Black 31mm
REAMERS					
K-FILES					
H-FILES					

Sharp edge and mirror finish

Wrap grinding process gives the surface a mirror finish.



and K and H files series manufacturing surgical needles.

Thread hole to prevent dropping

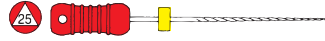
A thread allows a chain or string to pass through it to prevent the reamer from dropping when during use

Icons and numbers allow easy identification

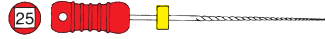
The top of the grip is marked with an easy-to-identify icon with a number.



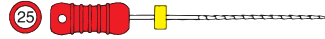
Reamers



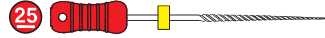
K-Files



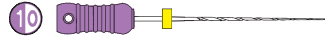
H-Files



RT Files



D Finders



Curved design for better holding

Easy-to-hold shape that fits the fingers

Anti-slip molded rings

The grip is molded to have anti-slip rings

Colors allow easy identification

The grips are grouped into different colors according to their thicknesses

Accurate dimensional machining

.02 taper meets ISO standards

*Except for the flare files

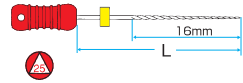
Reamers

■ Smallest available unit: 6 pcs per pack ■ Assortment: #15-40, #45-80, #90-140 ■ Material: Stainless steel ■ Taper: .02

Size	Tip diameter (mm)	
06	0.06	
08	0.08	
10	0.10	
15	0.15	
20	0.20	
25	0.25	
30	0.30	
35	0.35	
40	0.40	
45	0.45	
50	0.50	
55	0.55	
60	0.60	
70	0.70	
80	0.80	
90	0.90	
100	1.00	
110	1.10	
120	1.20	
130	1.30	
140	1.40	

Rubber Stoppers: 18 mm 21 mm 25 mm 28 mm 31 mm

Length of operative part(L)

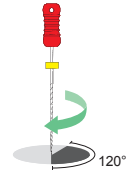


L = 18 mm (#15-40),
21 mm, 25 mm, 28 mm, 31 mm

Usage

Reaming

Rotary cuts by 1/4 to 1/3 turn



Magnified view of the cutting flute



Cross-section shape

#06-40



#45-140



Intended use

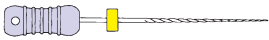
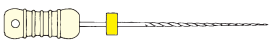


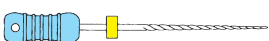
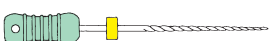
Root canal enlargement or
debridement



18 mm file

The length of the root canal differs depending on the individual and patient's growth process. The 18 mm file is effective for a short root canal, such as in a child patient.

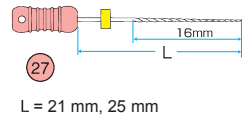
Medium reamers

■ Smallest available unit: 6 pcs per pack ■ Assortment: #12-37 ■ Material: Stainless steel ■ Taper: .02

Size	Tip diameter (mm)	
12	0.12	
17	0.17	
22	0.22	
27	0.27	
32	0.32	
37	0.37	

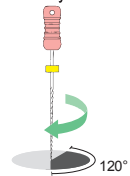
Rubber Stoppers: 21 mm  25 mm 

Length of operative part(L)



Usage

Reaming
Rotary cuts by 1/4 to 1/3 turn



Magnified view of the cutting flute



Cross-section shape

#12-37 

Intended use

Root canal enlargement or
debridement



Related products

For greater penetration force
than a reamer:

D Finders



For engine type:

Engine Reamers



Reaming

This is an operation to enlarge a root canal by cutting its wall through repeated rotations (1/4 to 1/3 turn).

Role of medium size

The reamers are manufactured in accordance with ISO standard. Of our files that meet ISO standards, the widest section has 50% transition rate between each file. In order to reduce the load on the file, use an medium-size ISO-compliant file. This enables more efficient enlargement of a root canal.

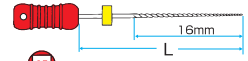
K-Files

■ Smallest available unit: 6 pcs per pack ■ Assortment: #15-40, #45-80, #90-140 ■ Material: Stainless steel ■ Taper: .02

Size	Tip diameter (mm)	
06	0.06	
08	0.08	
10	0.10	
15	0.15	
20	0.20	
25	0.25	
30	0.30	
35	0.35	
40	0.40	
45	0.45	
50	0.50	
55	0.55	
60	0.60	
70	0.70	
80	0.80	
90	0.90	
100	1.00	
110	1.10	
120	1.20	
130	1.30	
140	1.40	

Rubber Stoppers: 18 mm 21 mm 25 mm 28 mm 31 mm

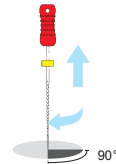
Length of operative part(L)



L = 18 mm (#15-40),
21 mm, 25 mm, 28 mm, 31 mm

Usage

turn and pull



Magnified view of the cutting flute



Cross-section shape

#06-40

#45-140

Intended use

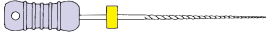





Root canal enlargement.


18 mm file

The length of the root canal differs depending on the individual and his/her growth process. The 18 mm file is effective for a short root canal, such as in a child patient.

Medium K-Files

■ Smallest available unit: 6 pcs per pack ■ Assortment: #12-37 ■ Material: Stainless steel ■ Taper: .02

Size	Tip diameter (mm)	
12	0.12	
17	0.17	
22	0.22	
27	0.27	
32	0.32	
37	0.37	

Rubber Stoppers: 21 mm  25 mm 

Role of medium size

K-Files is manufactured in accordance with ISO standards. Of our files that meet ISO standards, the thinnest sections are half as thick as the widest sections. In order to reduce the load on the file, use an medium-size ISO-compliant file. This enables more efficient enlargement of a root canal.

Turn and pull

Rotate the file about 1/4 turn to cut into the dentine, then pull it out to continue cutting.

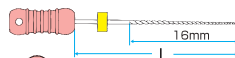
Watch-winding

Rotate the file about 30 to 60 degrees clockwise, and again to the same degree counterclockwise. Repeat this step to cut the dentine.

Balanced force technique

This is one of the techniques to enlarge a root canal while taking the displacement of root canal shape into consideration. To do this, cut the root canal using the file while maintaining uniform force to all of its walls. Insert the file into the root canal, gently apply force in the apical direction and rotate the file clockwise. Next, rotate the file counterclockwise while applying force in the apical direction. Finally, remove the file while rotating it clockwise. Repeat this step up to the working length.

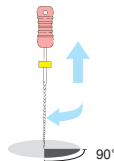
Length of operative part(L)



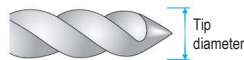
L = 21 mm, 25 mm

Usage

turn and pull



Magnified view of the cutting flute



Cross-section shape

#12-37

Related products

For better flexibility and cutting force than the K-Files:

Flexile Files

 ...P18

RT Files

 ...P20

For better penetration force than the K-Files:

D Finders

 ...P21

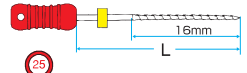
H-Files

■ Smallest available unit: 6 pcs per pack ■ Assortment: #15-40, #45-80, #90-140 ■ Material: Stainless steel ■ Taper: .02

Size	Tip diameter (mm)	
08	0.08	
10	0.10	
15	0.15	
20	0.20	
25	0.25	
30	0.30	
35	0.35	
40	0.40	
45	0.45	
50	0.50	
55	0.55	
60	0.60	
70	0.70	
80	0.80	
90	0.90	
100	1.00	
110	1.10	
120	1.20	
130	1.30	
140	1.40	

Rubber Stoppers: 18 mm 21 mm 25 mm 28 mm 31 mm 31 mm

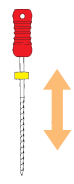
Length of operative part(L)



L = 18 mm (#15-40),
21 mm, 25 mm, 28 mm, 31 mm

Usage

Filing



Magnified view of the cutting flute



Cross-section shape

#08-140

Intended use

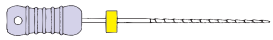

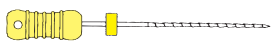
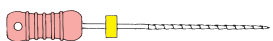
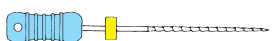

Root canal enlargement.

18 mm file

The length of the root canal differs depending on the individual and his/her growth process. The 18 mm file is effective for a short root canal, such as in a child patient.

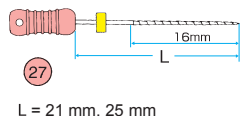
Medium H-Files

■ Smallest available unit: 6 pcs per pack ■ Assortment: #12-37 ■ Material: Stainless steel ■ Taper: .02

Size	Tip diameter (mm)	
12	0.12	
17	0.17	
22	0.22	
27	0.27	
32	0.32	
37	0.37	

Rubber Stoppers: 21 mm  25 mm 

Length of operative part(L)



Cross-section shape

#12-37

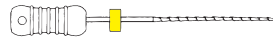
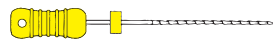
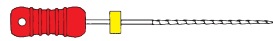
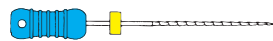
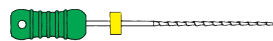
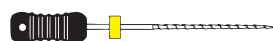


Role of medium size

The H-files are manufactured in accordance with ISO standards. Of our files that meet ISO standards, the thinnest sections are half as thick as the widest sections. In order to reduce the load on the file, use a medium-size ISO-compliant file. This enables more efficient enlargement of a root canal.

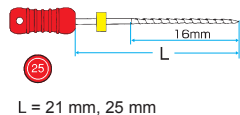
NiTi H-Files

■ Smallest available unit: 6 pcs per pack ■ Assortment: #15-40 ■ Material: Nickel titanium: ■ Taper: .02

Size	Tip diameter (mm)	
15	0.15	
20	0.20	
25	0.25	
30	0.30	
35	0.35	
40	0.40	

Rubber Stoppers: 21 mm  25 mm 

Length of working portion (L)



Cross-section shape

#15-40



Filing

Also called rasping, one technique to enlarge a root canal. File the entire wall of the root canal continuously in 1-mm increments.

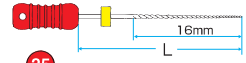
SEC O-Files K

■ Smallest available unit: 6 pcs per pack ■ Assortment: #15-40, #45-80 ■ Material: Stainless steel ■ Taper: .02

Size	Tip diameter (mm)	
08	0.08	
10	0.10	
15	0.15	
20	0.20	
25	0.25	
30	0.30	
35	0.35	
40	0.40	
45	0.45	
50	0.50	
55	0.55	
60	0.60	
70	0.70	
80	0.80	

Rubber Stoppers: □ 21 mm ■ 25 mm

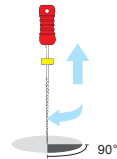
Length of operative part(L)



L = 21 mm, 25 mm

Usage

turn and pull



Cross-section shape

#08-40



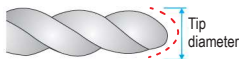
#45-80



Intended use

Root canal enlargement.

Magnified view of the cutting flute



The rounded end is less likely to cause a ridge or perforation, allowing the file to be smoothly led along a root canal.

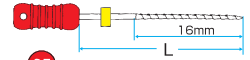
SEC O-Files H

■ Smallest available unit: 6 pcs per pack ■ Assortment: #15-40, 45-80 ■ Material: Stainless steel ■ Taper: .02

Size	Tip diameter (mm)	
10	0.10	
15	0.15	
20	0.20	
25	0.25	
30	0.30	
35	0.35	
40	0.40	
45	0.45	
50	0.50	
55	0.55	
60	0.60	
70	0.70	
80	0.80	

Rubber Stoppers: 21 mm ○ 25 mm ●

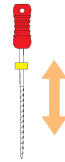
Length of operative part(L)



L = 21 mm, 25 mm

Usage

Filing



Cross-section shape

#10-80



Intended use

Root canal enlargement.

Magnified view of the cutting flute



The rounded end is less likely to cause a ridge or perforation, allowing the file to be smoothly led along a root canal.

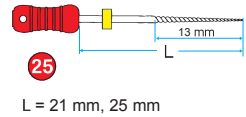
Flare Files

Smallest available unit: 6 pcs per pack Assortment: #15-40 Material: Stainless steel Taper: .05

Size	Tip diameter (mm)	
15	0.15	
20	0.20	
25	0.25	
30	0.30	
35	0.35	
40	0.40	
45	0.45	
50	0.50	
55	0.55	
60	0.60	

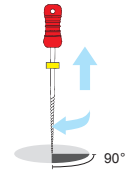
Rubber Stoppers: 21 mm 25 mm

Length of operative part(L)

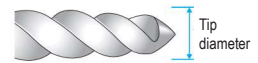


Usage

turn and pull



Magnified view of the cutting flute



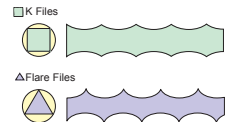
Cross-section shape

#12-60



Intended use

Root canal enlargement.



Medium Flare Files

Smallest available unit: 6 pcs per pack Assortment: #12-37 Material: Stainless steel Taper: .05

Size	Tip diameter (mm)	
12	0.12	
17	0.17	
22	0.22	
27	0.27	
32	0.32	
37	0.37	

Rubber Stoppers: 21 mm 25 mm

Role of medium size

In order to reduce the load on the files, use a medium size. This enables more efficient enlargement of a root canal.

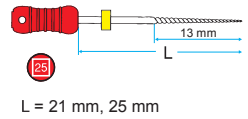
NiTi Flare Files

■ Smallest available unit: 6 pcs per pack ■ Assortment: #15-40 ■ Material: Nickel titanium: ■ Taper: .05

Size	Tip diameter (mm)	
15	0.15	
20	0.20	
25	0.25	
30	0.30	
35	0.35	
40	0.40	

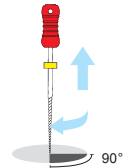
Rubber Stoppers: 21 mm 25 mm

Length of operative part(L)

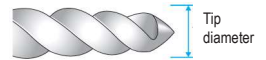


Usage

turn and pull



Magnified view of the cutting flute



Cross-section shape

#15-40

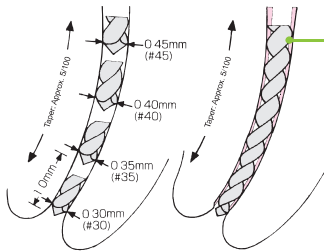


Intended use

Root canal enlargement.

Fewer Steps

This procedure is typically complicated due to the need for several files. The use of **fewer flare files** enables more efficient flaring from the root canal orifice to the apical foramen.



Ideal taper: .05 to .07

Although these files have a large taper, their triangular cross-sectional shapes are designed to improve flexibility and cutting efficiency.

Role of medium size

In order to reduce the load on the files, use an medium size. This enables more efficient enlargement of a root canal.

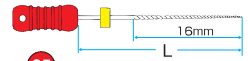
Flexile Files

■ Smallest available unit: 6 pcs per pack ■ Assortment: #15-40 ■ Material: Stainless steel ■ Taper: .02

Size	Tip diameter (mm)	
15	0.15	
20	0.20	
25	0.25	
30	0.30	
35	0.35	
40	0.40	

Rubber Stoppers: 21 mm 25 mm

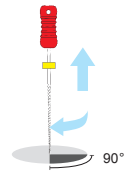
■ Length of operative part(L)



L = 21 mm, 25 mm

■ Usage

turn and pull



■ Magnified view of the cutting flute



■ Cross-section shape

#15-40



■ Intended use

Root canal enlargement.

● ● ● Related products ● ● ●

For engine type:

Super Files

...P24

Improved flexibility

MANI K-files with small diameters have a rectangular cross-section to improve torsional strength and fracture resistance. However, their flexibility is quite limited. The Flexile files have a triangular cross-section. This decreases cross-sectional two dimensional moment (Fig. 2) to provide better flexibility than files with a rectangular cross-section.

Fig.1: Cross-section of Flexile and MANI K-Files

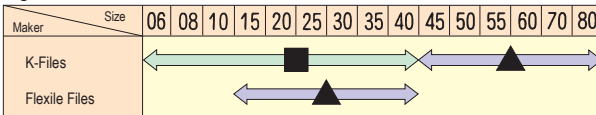
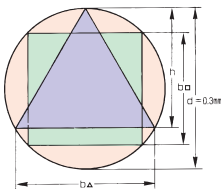


Fig.2: The secondary moment(I) of the cross section of #30 K-Files is—



● When the cross-section is :

$$I_{\square} = 1.68 \times 10^{-4} \text{Mm}^4$$

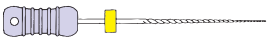

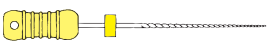

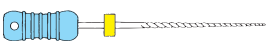
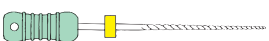
● When the cross-section is :



$$I_{\triangle} = 0.82 \times 10^{-4} \text{Mm}^4$$

The flexibility of the triangular cross-section type is about two times that of the square cross-section type.

Medium Flexile Files

■ Smallest available unit: 6 pcs per pack ■ Assortment: #12-37 ■ Material: Stainless steel ■ Taper: .02

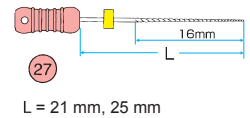
Size	Tip diameter (mm)	
12	0.12	
17	0.17	
22	0.22	
27	0.27	
32	0.32	
37	0.37	

Rubber Stoppers: 21 mm  25 mm 

Role of medium size

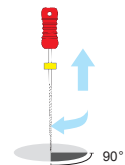
In order to reduce the load on the file, use an medium size. This enables more efficient enlargement of a root canal.

Length of operative part(L)



Usage

turn and pull



Magnified view of the cutting flute



Cross-section shape

#12-37



Intended use

Root canal enlargement.

●●● Related products ●●●

For engine type:

Super Files

 ...P24

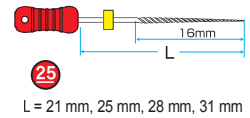
RT Files

■ Smallest available unit: 6 pcs per pack ■ Assortment: #15-40, #45-80 ■ Material: Stainless steel ■ Taper: .02

Size	Tip diameter (mm)	
15	0.15	
20	0.20	
25	0.25	
30	0.30	
35	0.35	
40	0.40	
45	0.45	
50	0.50	
55	0.55	
60	0.60	
70	0.70	
80	0.80	

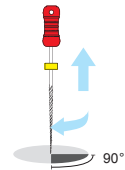
Rubber Stoppers: 21 mm 25 mm 28 mm 31 mm

Length of operative part(L)



Usage

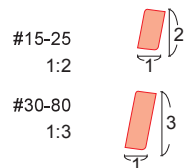
turn and pull



Magnified view of the cutting flute



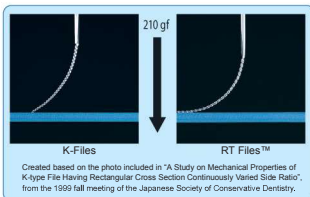
Cross-section shape



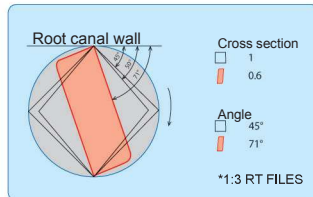
Intended use

Root canal enlargement.

Effective file for treatment of a curved root canal



Comparison of flexibility



Cross-section and edge angle

Flexibility

The RT files are more flexible than MANI K-files, effective, in particular, for the treatment of curved root canals.

Cutting force





The RT files have about 1.5 times the strength in cutting force of MANI K-files. (based on comparison of our products)

Fracture resistance

The angle to fracture is large, reducing the possibilities of file breakage.

D Finders

■ Smallest available unit: 6 pcs per pack ■ Material: Stainless steel ■ Taper: .02

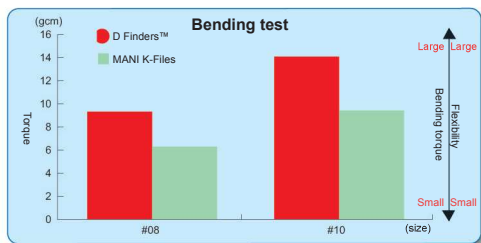
Size	Tip diameter (mm)	
08	0.08	
10	0.10	
12	0.12	
15	0.15	

Rubber Stoppers: 21 mm ▷ 25 mm ▶

Designed for calcified canal access

Features

D Finders has a D-shaped cross-section, thereby increasing their strength and resilience. This increased resilience improves the penetration force, making the files effective for a root canal narrowed by calcification. The cutting flutes are shaped to prevent cutting in [screwing effect].

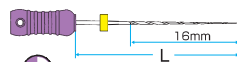


(Table 1)



Magnified view of cutting flute

Length of operative part(L)



L = 21 mm, 25 mm

Usage

Reaming
Rotary cuts by 1/4 to 1/3 turn



Magnified view of the cutting flute



Cross-section shape

#08-15 

Intended use

Root canal enlargement or penetration of a narrowed and calcified root canal

Barbed Broaches

■ 12 pcs per pack ■ Smallest available unit: 6 packs (Total 72 pcs) per box ■ Material: Stainless steel

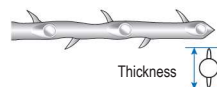
Size		
000	XXX Fine	
00	XX Fine	
0	X Fine	
1	Fine	
2	Medium	
3	Coarse	

■ Length of operative part(L)



L = 52 mm

■ Magnified view of the cutting flute



■ Intended use

Size	000	00	0	1	2	3
Thickness	0.30	0.36	0.42	0.50	0.58	0.66

Square Broaches

■ 12 pcs per pack ■ Smallest available unit: 6 packs (Total 72 pcs) per box ■ Material: Stainless steel

Size		
000	XXX Fine	
00	XX Fine	
0	X Fine	
1	Fine	
2	Medium	
3	Coarse	

■ Length of operative part(L)



L = 52 mm

■ Magnified view of the cutting flute
















■ Intended use

To locate a root canal, to remove moisture in a root canal by wrapping the square broach with cotton or to investigate the length and thickness of the root canal.

Size	000	00	0	1	2	3
Thickness	0.15	0.18	0.21	0.24	0.27	0.30

Engine Reamers

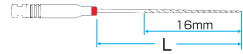
■ Smallest available unit: 6 pcs per pack ■ Assortment: #15-40, #45-80 ■ Material: Stainless steel ■ Taper: .02

Size	Tip diameter (mm)	
10	0.10	
15	0.15	
20	0.20	
25	0.25	
30	0.30	
35	0.35	
40	0.40	
45	0.45	
50	0.50	
55	0.55	
60	0.60	
70	0.70	
80	0.80	

Working length types

In addition to 21 and 25 mm, 18 mm (for infants, molar teeth, etc.) and 28 mm (for cuspid teeth, etc.) working lengths are also available.

Length of operative part(L)



L = 18 mm, 21 mm, 25 mm, 28 mm

Usage

Use the Engine Reamer at max. allowable speed of 800 min⁻¹ for rotary contrahead.



Applicable to rotational motion

Magnified view of the cutting flute



Cross-section shape

#10-40



#45-80



Intended use

Enlargement or cleaning of a root canal.














For manual type:

Reamers

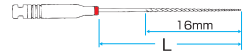
...P 8

Super Files

■ Smallest available unit: 6 pcs per pack ■ Assortment: #15-40 ■ Material: Stainless steel ■ Taper: .02

Size	Tip diameter (mm)	
10	0.10	
15	0.15	
20	0.20	
25	0.25	
30	0.30	
35	0.35	
40	0.40	
45	0.45	
50	0.50	
55	0.55	
60	0.60	

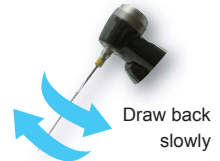
■ Length of operative part(L)



L = 18 mm, 21 mm, 25 mm

■ Usage

Use Super Files at max. allowable speed of 800 min⁻¹.



■ Magnified view of the cutting flute



■ Cross-section shape

#10
#15-60



■ Intended use

Root canal enlargement.

Pulse cutting method

Insert the Super Files with the Twist Contra in a slow and gentle vertical insertion and withdrawal. If you feel that the tip of the file begins to lock, slowly draw back the file and enter the canal again. Repeat this step to enlarge the root canal.

If you try to enlarge the root canal by applying the entire cutting flute, a large area will be cut at one time, requiring careful cleaning of the root canal.

Appropriate for curved root canal

Because the Super Files is very flexible, it is more appropriate to use in curved root canals than our K-Files.

● ● ● Related products ● ● ●










For manual type:

Flexile Files

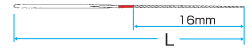
 ...P 18

U-Files

■ Smallest available unit: 6 pcs per pack ■ Assortment: #15-40 ■ Material: Stainless steel ■ Taper: .02

Size	Tip diameter (mm)	
10	0.10	
15	0.15	
20	0.20	
25	0.25	
30	0.30	
35	0.35	
40	0.40	
45	0.45	
50	0.50	

Length of operative part(L)



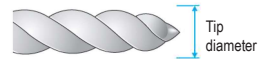
L = 33 mm

Usage

Use U-Files by attaching it to an active device (e.g. scaler or plaque remover)



Magnified view of the cutting flute



Cross-section shape

#10-40



#45-50



Intended use

Root canal enlargement.

Use a device that has the following shank diameter:





#10-40 ϕ 0.8 mm

#45-50 ϕ 1.0 mm

Note: Depending on which ultrasonic device is used, the tip attachment and power required will differ. For proper use, follow the instructions provided by the manufacturer.

GPR

- Smallest available unit: 4 pcs per pack
- Assortment: 1S (#70), 2S (#50), 3N (#40), 4N (#30) (2 Stainless steel files, 2 NiTi files)
- Taper: .04 Material: Stainless steel, Nickel Titanium

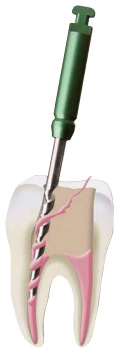
Size	Tip diameter (mm)	
1S (#70)	0.70	
2S (#50)	0.50	
3N (#40)	0.40	
4N (#30)	0.30	

S = Stainless steel, N = Nickel Titanium

Superior Results!

Two simple steps

Faster, easier, and more efficient



STEP 1

Remove gutta-percha from the root canal orifice up to the middle part of the root canal.



STEP 2

Remove gutta-percha from the middle part of the root canal up to 1-2 mm below the apex.



Cases * Photos provided by Dr. Yasuhisa Tsujimoto, Nihon Univ. School of Dentistry at Matsudo, Dept. of Dentistry, JAPAN.



- NOTE:**
- Stress-free
 - Easy to use
 - Fast & dynamic removal
 - No need for solvents! removal

Max. allowable speed
1000±500/min-1

Length of operative part(L)



- 1S: L = 16 mm
- 2S: L = 18 mm
- 3N: L = 21 mm
- 4N: L = 21 mm


Usage

Reaming



Max. allowable speed
1000±500 min⁻¹

Magnified view of the cutting flute



Cross-section shape



Intended use







To remove gutta-percha.

Four combinations

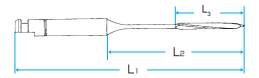
- 1S → 3N
- 1S → 4N
- 2S → 3N
- 2S → 4N

Peeso Reamers

■ Smallest available unit: 6 pcs per pack ■ Assortment: #1-6 ■ Material: Stainless steel

Size	Maximum diameter of working portion (mm)	
1	0.70	
2	0.90	
3	1.10	
4	1.30	
5	1.50	
6	1.70	

Length of operative part(L)



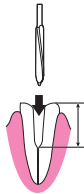
L ₁	L ₂	L ₃
28 mm	15 mm	6.5 mm
32 mm	19 mm	8.5 mm
38 mm	25 mm	8.5 mm

Magnified view of the cutting flute



Intended use







Max. allowable speed: 1200 min⁻¹
Rotary cutting instruments attached to a micro-motor



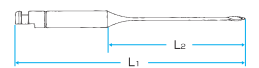
The Peeso Reamer is used to flare a root canal orifice into a funnel shape. It cuts more linearly than the Gates Drill.

Gates Drills

■ Smallest available unit: 6 pcs per pack ■ Assortment: #1-6 ■ Material: Stainless steel

Size	Maximum diameter of working portion (mm)	
1	0.50	
2	0.70	
3	0.90	
4	1.10	
5	1.30	
6	1.50	

Length of operative part(L)



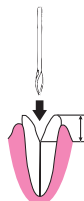
L ₁	L ₂
28 mm	15 mm
32 mm	19 mm
38 mm	25 mm

Magnified view of the cutting flute



Intended use

Max. allowable speed: 800 min⁻¹
Rotary cutting device attached to a micro-motor







The Gates Drills are used to flare a root canal orifice into a funnel shape or flare one-third of the coronal side of a root canal.

Mainly used to flare a root canal orifice into a funnel shape or to flare one third of the coronal side of a root canal.

Paste Carriers

■ Smallest available unit: 4 pcs per case ■ Assortment: #25-40 ■ Material: Stainless steel ■ Taper: .02

Size	Tip diameter (mm)	
25	0.25	
30	0.30	
35	0.35	
40	0.40	

The base of the working portion is shaped like a spring to properly absorb vibration.

Paste Carriers is also called lentulo or filler.

Length of operative part(L)



L = 21 mm, 25 mm, 29 mm

Magnified view of the cutting flute









Max. allowable speed: 800 min⁻¹

Intended use

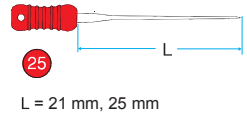
To fill a root canal with filling material or to apply agent to a root canal.

Spreaders

■ Smallest available unit: 6 pcs per pack ■ Assortment: #15-40 ■ Material: Stainless steel ■ Taper: .02

Size	Tip diameter (mm)	
15	0.15	
20	0.20	
25	0.25	
30	0.30	
35	0.35	
40	0.40	

■ Length of operative part(L)



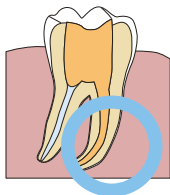
■ Magnified view of the cutting flute



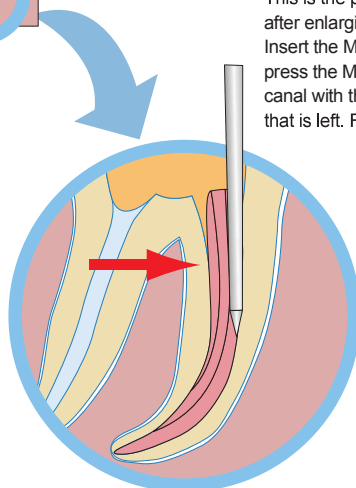
■ Intended use

To fill a root canal.

Usage



After enlarging the root canal









Lateral condensation of root canal filling

This is the process of filling root canal with a Master Point and sealer after enlarging and cleaning of the root canal space is completed. Insert the Master Point, coated with sealer, into the root canal. Now press the Master Point coronally and laterally into the walls of the root canal with the Spreader. Now insert an Accessory Point into the gap that is left. Repeat this process to tightly fill the root canal space.

Flare Finger Spreaders

■ Smallest available unit: 6 pcs per case ■ Assortment: #15-40 ■ Material: Stainless steel ■ Taper: .05

Size	Tip diameter (mm)	
15	0.15	
20	0.20	
25	0.25	
30	0.30	
35	0.35	
40	0.40	

■ Length of operative part(L)



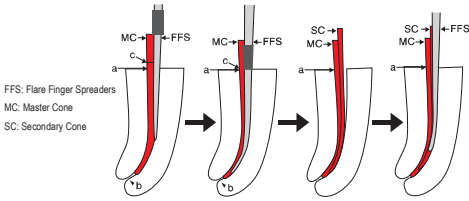
L = 21 mm, 25 mm

■ Magnified view of the cutting flute



■ Intended use







To fill a root canal.



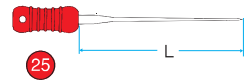
Because of .05 taper, apply light pressure to secure the necessary gap for the Accessory Point.

Pluggers

■ Smallest available unit: 6 pcs per case ■ Assortment: #15-40 ■ Material: Stainless steel ■ Taper: 0.35

Size	Tip diameter (mm)	
15	0.15	
20	0.20	
25	0.25	
30	0.30	
35	0.35	
40	0.40	

■ Length of operative part(L)



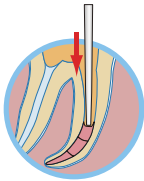
L = 21 mm, 25 mm

■ Magnified view of the cutting flute



■ Intended use

To fill a root canal.





















Vertical condensation technique of root canal filling

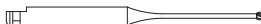

This is the filling of a root canal by applying sealer to the root canal, heating the appropriate Master Point, and then vertically applying pressure with a Plugger.

MI Stainless Burs

■ Smallest available unit: 6 pcs per pack ■ Assortment: #1-6 (22 mm, 28 mm) ■ Material: Stainless steel

Size	Tip diameter (mm)	Length of working portion: 22 mm
1/2	0.6	
1	0.8	
2	1.0	
3	1.2	
4	1.4	
5	1.6	
6	1.8	
7	2.1	
8	2.3	

Size	Tip diameter (mm)	Length of working portion: 28 mm
1/2	0.6	
1	0.8	
2	1.0	
3	1.2	
4	1.4	
5	1.6	
6	1.8	
7	2.1	
8	2.3	

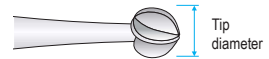
Size	Tip diameter (mm)	Length of working portion: 34 mm
2	1.0	
6	1.8	

Length of operative part(L)



L = 22 mm, 28 mm, 34 mm

Magnified view of the cutting flute



Max. allowable speed:
Maximum rotation of 1200 min⁻¹ (22 mm, 28 mm)
Maximum rotation of 800 min⁻¹ (34 mm)

Intended use

To cut softened dentine

Features

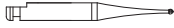





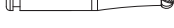


- (1) Highly resistant against rust.
- (2) Can be autoclaved.
- (3) **Selectively removes caries dentine.**

Since the material used is softer than enamel, MI Stainless Bur selectively removes softened dentine, preventing excessive cutting.

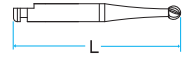
MI(Minimal Intervention)

Hard Stainless Burs

■ Smallest available unit: 6 pcs per pack ■ Assortment: #1-6 (22 mm, 28 mm) ■ Material: Stainless steel

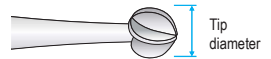
Size	Tip diameter (mm)	Length of working portion: 22 mm
1/2	0.6	
1	0.8	
2	1.0	
3	1.2	
4	1.4	
5	1.6	
6	1.8	
7	2.1	
8	2.3	

■ Length of operative part(L)



L = 22 mm, 28 mm

■ Magnified view of the cutting flute



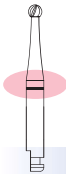
Max. allowable speed
Maximum rotation of 4000 min⁻¹

■ Intended use

To cut caries dentine

Features









- ① Highly resistant against rust.
- ② Can be autoclaved.
- ③ Highly durable against cutting.



The hard type is identified by its groove

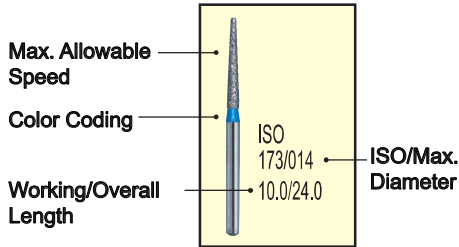
Persistent cutting durability

Autoclaved steam sterilization comparison

	Before sterilization	5 cycles	10 cycles	20 cycles
MANI Hard Stainless Burs				
Conventional Steel				

DIA-BURS®

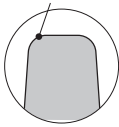
DIA-BURS® Identification Guide



450,000 min ⁻¹
300,000 min ⁻¹
160,000 min ⁻¹
90,000 min ⁻¹








Super Coarse (SC)	/180-212 μm
Coarse (C)	/125-150 μm
Standard (S)	/106-125 μm
Fine (F)	/53-63 μm
Extra Fine (EF)	/20-30 μm








★ Mark: Shoulder R













Super Coarse							
	BR - 31SC	BR - 40SC	BR - 41SC	BR - 45SC	BR - 46SC	EX - 11SC	
	EX - 21SC	EX - 26SC	FO - 21SC	FO - 22SC	FO - 27SC	FO - 32SC	SF - 11SC
	SF - 12SC	SF - 13SC	SF - 21SC	SF - 31SC	SF - 41SC	SI - 46SC	SI - 47SC








DIA-BURS®

						
ISO 010/019 2.0/19.1	ISO 298/016 8.3/21.9	ISO 141/014 8.3/22.3	ISO 141/016 8.3/22.3	ISO 141/018 8.3/22.3	ISO 166/018 10.3/22.1	ISO 173/016 10.3/24.1
SI - 48SC	SO - 21SC	SR - 11SC	SR - 12SC	SR - 13SC	TC - 11SC	TF - 11SC




































						
ISO 173/018 10.3/21.9	ISO 173/020 10.3/21.9	ISO 170/023 5.6/19.1	ISO 170/018 4.3/19.1	ISO 199/018 10.3/21.9	ISO 198/020 9.3/21.9	ISO 198/024 9.4/22.1
TF - 12SC	TF - 13SC	TF - 22SC	TF - 31SC	TR - 12SC	TR - 13SC	TR - 14SC

			
ISO 199/024 11.5/23.9	ISO 199/025 11.5/23.9	ISO 197/018 7.3/21.2	ISO 072/044 2.0/19.2
TR - 15SC	TR - 19SC	TR - 21SC	WR - 13SC




































Coarse						
	ISO 002/019 2.4/19.1	ISO 002/015 2.6/19.2	ISO 002/013 2.6/19.1	ISO 001/019 1.7/19.1	ISO 001/019 1.7/21.1	ISO 001/017 1.5/20.2
	BC - 31C	BC - 42C	BC - 43C	BR - 31C	BR - 32C	BR - 40C

						
ISO 001/015 1.3/19.1	ISO 001/011 1.0/19.1	ISO 001/013 1.1/19.1	ISO 001/009 0.8/19.0	ISO 032/011 2.4/19.1	ISO 032/015 3.3/19.1	ISO 039/033 5.0/19.1
BR - 41C	BR - 45C	BR - 46C	BR - 49C	DI - 41C	DI - 42C	EX - 11C


































DIA-BURS®

 ISO 039/035 7.2/20.1 EX - 12C	 ISO 237/019 5.2/19.1 EX - 20C	 ISO 237/022 5.2/19.0 EX - 21C	 ISO 237/017 5.0/19.2 EX - 22C	 ISO 190/018 10.3/24.2 EX - 24C	 ISO 239/033 5.0/19.0 EX - 26C	 ISO 239/015 4.3/19.1 EX - 31C
 ISO 237/011 3.1/19.1 EX - 41C	 ISO 299/014 10.2/24.1 FO - 11C	 ISO 297/015 7.2/21.1 FO - 21C	 ISO 288/017 7.2/21.1 FO - 22C	 ISO 257/029 5.0/19.1 FO - 25C	 ISO 257/033 5.1/19.1 FO - 27C	 ISO 257/019 3.9/19.7 FO - 32C
 ISO 508/019 9.6/21.0 FO - 54C	 ISO 257/024 5.3/19.2 FO - 100C	 ISO 257/013 8.0/22.0 FO - 101C	 ISO 553/020 10.5/23.3 ★ RS - 11C	 ISO 545/019 7.2/21.2 ★ RS - 21C	 ISO 544/019 4.4/19.2 ★ RS - 31C	 ISO 111/013 8.2/22.1 SF - 11C
 ISO 111/015 8.2/22.0 SF - 12C	 ISO 111/017 8.2/22.1 SF - 13C	 ISO 110/015 7.2/21.0 SF - 21C	 ISO 110/012 6.1/20.1 SF - 24C	 ISO 109/014 4.7/19.1 SF - 31C	 ISO 109/011 4.3/19.0 SF - 41C	 ISO 109/015 4.5/19.1 SF - 79C
 ISO 109/013 4.5/19.1 SF - 80C	 ISO 010/014 1.4/19.0 SI - 46C	 ISO 010/015 1.8/19.0 SI - 47C	 ISO 010/017 1.9/19.0 SI - 48C	 ISO 297/013 6.2/21.0 SO - 20C	 ISO 298/015 8.2/21.8 SO - 21C	 ISO 288/010 6.1/20.2 SO - 22C




































DIA-BURS®

 ISO 289/012 8.1/22.2	 ISO 141/013 8.2/22.2	 ISO 141/015 8.2/22.2	 ISO 141/017 8.2/22.2	 ISO 166/017 10.2/22.0	 ISO 165/015 8.2/22.0	 ISO 164/011 6.1/21.2
SO - 23C	SR - 11C	SR - 12C	SR - 13C	TC - 11C	TC - 21C	TC - 26C
 ISO 165/011 7.9/21.8	 ISO 166/012 9.8/23.7	 ISO 173/015 10.2/24.0	 ISO 173/017 10.2/21.8	 ISO 173/019 10.2/21.8	 ISO 172/024 9.4/21.9	 ISO 171/015 7.2/21.0
TC - 72C	TC - 74C	TF - 11C	TF - 12C	TF - 13C	TF - 14C	TF - 20C
 ISO 171/017 7.2/21.0	 ISO 171/022 5.6/19.1	 ISO 170/019 5.2/20.1	 ISO 170/017 4.2/19.0	 ISO 170/012 3.7/19.1	 ISO 170/013 4.2/19.0	 ISO 170/015 4.2/19.0
TF - 21C	TF - 22C	TF - 23C	TF - 31C	TF - 41C	TF - 42C	TF - 43C
 ISO 297/014 6.1/21.2	 ISO 199/017 10.2/21.8	 ISO 199/017 10.2/21.8	 ISO 198/019 9.2/21.8	 ISO 198/023 9.4/22.1	 ISO 199/023 11.5/23.9	 ISO 199/018 10.2/24.1
TO - 58C	TR - 11C	TR - 12C	TR - 13C	TR - 14C	TR - 15C	TR - 17C
 ISO 199/024 11.5/23.9	 ISO 197/015 7.2/21.0	 ISO 197/017 7.2/21.1	 ISO 197/019 7.2/21.2	 ISO 199/017 10.2/21.7	 ISO 198/019 9.2/21.8	 ISO 198/012 8.1/21.2
TR - 19C	TR - 20C	TR - 21C	TR - 24C	TR - 25C	TR - 26C	TR - 28C



































DIA-BURS®

 ISO 198/016 8.1/21.2	 ISO 197/018 7.2/20.0	 ISO 199/012 10.3/24.2	 ISO 198/015 8.4/22.2	 ISO 198/014 8.2/22.2	 ISO 197/026 7.5/21.4	 ISO 198/012 8.4/22.2
TR - 29C	TR - 62C	TR - 224C	TR - 256C	TR - 257C	TR - 258C	TR - 259C
 ISO 072/043 2.0/19.2	Short Shank	 ISO 002/015 2.6/16.8	 ISO 001/013 1.1/16.7	 ISO 257/015 7.2/18.2	 ISO 297/013 6.2/18.8	 ISO 165/015 8.2/20.0
WR - 13C		BC - S42C	BR - S46C	FO - S21C	SO - S20C	TC - S21C
 ISO 171/015 7.2/18.8	 ISO 171/017 7.2/18.8	 ISO 299/019 9.6/20.9	 ISO 197/017 7.2/18.8	 ISO 197/017 7.2/17.7	Standard	 ISO 002/018 2.4/19.1
TF - S20C	TF - S21C	TR - S13C	TR - S21C	TR - SS21C		BC - 31
 ISO 002/016 3.6/19.1	 ISO 002/014 2.5/19.1	 ISO 002/012 2.6/19.1	 ISO 001/018 1.6/19.1	 ISO 001/014 1.3/19.1	 ISO 001/010 0.9/19.1	 ISO 001/012 1.1/19.1
BC - 32	BC - 42	BC - 43	BR - 31	BR - 41	BR - 45	BR - 46
 ISO 001/008 0.7/19.0	 ISO 032/011 2.4/19.1	 ISO 032/014 3.3/19.1	 ISO 039/032 5.0/19.1	 ISO 039/035 7.2/20.1	 ISO 237/018 5.2/19.1	 ISO 237/021 5.2/19.0
BR - 49	DI - 41	DI - 42	EX - 11	EX - 12	EX - 20	EX - 21




DIA-BURS®

 <p>ISO 190/017 10.1/24.0</p>	 <p>ISO 239/032 5.0/19.0</p>	 <p>ISO 237/014 4.3/19.1</p>	 <p>ISO 237/011 3.1/19.1</p>	 <p>ISO 299/014 10.2/24.1</p>	 <p>ISO 297/014 7.2/21.1</p>	 <p>ISO 288/016 7.2/21.1</p>
EX - 24	EX - 26	EX - 31	EX - 41	FO - 11	FO - 21	FO - 22
 <p>ISO 257/028 5.0/19.1</p>	 <p>ISO 257/032 5.0/19.1</p>	 <p>ISO 257/018 3.9/19.7</p>	 <p>ISO 553/019 10.4/23.2</p>	 <p>ISO 545/018 7.2/21.2</p>	 <p>ISO 544/019 4.4/19.2</p>	 <p>ISO 111/012 8.2/22.1</p>
FO - 25	FO - 27	FO - 32	RS - 11	RS - 21	RS - 31	SF - 11
 <p>ISO 111/014 8.2/22.0</p>	 <p>ISO 111/016 8.2/22.1</p>	 <p>ISO 110/014 7.2/21.0</p>	 <p>ISO 109/013 4.7/19.1</p>	 <p>ISO 109/011 4.3/19.0</p>	 <p>ISO 010/013 1.4/19.0</p>	 <p>ISO 010/015 1.8/19.0</p>
SF - 12	SF - 13	SF - 21	SF - 31	SF - 41	SI - 46	SI - 47
 <p>ISO 010/017 1.9/19.0</p>	 <p>ISO 297/012 6.2/21.0</p>	 <p>ISO 298/014 8.2/21.8</p>	 <p>ISO 141/012 8.2/22.2</p>	 <p>ISO 141/014 8.2/22.2</p>	 <p>ISO 141/016 8.2/22.2</p>	 <p>ISO 166/016 10.2/22.0</p>
SI - 48	SO - 20	SO - 21	SR - 11	SR - 12	SR - 13	TC - 11
 <p>ISO 166/018 10.4/23.2</p>	 <p>ISO 165/014 8.2/22.0</p>	 <p>ISO 164/011 6.1/21.2</p>	 <p>ISO 173/014 10.2/24.0</p>	 <p>ISO 173/016 10.2/21.8</p>	 <p>ISO 173/018 10.2/21.8</p>	 <p>ISO 172/023 9.3/21.8</p>
TC - 16	TC - 21	TC - 26	TF - 11	TF - 12	TF - 13	TF - 14

DIA-BURS®




































 ISO 171/014 7.2/21.0	 ISO 171/016 7.2/21.0	 ISO 170/021 5.5/19.0	 ISO 170/018 5.2/20.1	 ISO 170/016 4.2/19.0	 ISO 169/011 3.7/19.1	 ISO 170/012 4.2/19.0	
TF-20	TF-21	TF-22	TF-23	TF-31	TF-41	TF-42	
 ISO 170/014 4.2/19.0	 ISO 199/016 10.2/21.8	 ISO 199/016 10.2/21.8	 ISO 198/018 9.2/21.8	 ISO 198/022 9.3/22.0	 ISO 199/022 11.4/23.8	 ISO 199/023 11.4/23.8	
TF-43	TR-11	TR-12	TR-13	TR-14	TR-15	TR-19	
 ISO 197/014 7.2/21.0	 ISO 197/016 7.2/21.1	 ISO 197/018 7.2/21.2	 ISO 199/016 10.2/21.7	 ISO 198/018 9.2/21.8	 ISO 041/024 0.6/19.2	 ISO 072/042 1.9/19.1	
TR-20	TR-21	TR-24	TR-25	TR-26	WF-30	WR-13	
Short Shank	 ISO 002/014 2.5/16.7	 ISO 002/012 2.6/16.7	 ISO 001/010 0.9/16.7	 ISO 001/012 1.1/16.7	 ISO 032/011 2.4/17.2	 ISO 297/014 7.2/18.2	
	BC-S42	BC-S43	BR-S45	BR-S46	DI-S41	FO-S21	
	 ISO 508/019 9.6/20.0	 ISO 001/008 1.0/17.1	 ISO 277/024 4.8/17.1	 ISO 109/011 3.8/16.7	 ISO 010/013 1.4/16.6	 ISO 010/017 1.9/16.6	 ISO 297/012 6.2/18.8
	FO-S54	MI-S45	Pro-S3	SF-S41	SI-S46	SI-S48	SO-S20

DIA-BURS®

 ISO 165/014 8.2/20.0	 ISO 173/016 10.3/21.2	 ISO 171/014 7.2/18.8	 ISO 171/016 7.2/18.8	 ISO 170/021 5.5/16.9	 ISO 170/018 5.2/17.1	 ISO 170/016 4.2/16.8
TC-S21	TF-S12	TF-S20	TF-S21	TF-S22	TF-S23	TF-S31
 ISO 169/011 3.7/16.8	 ISO 299/018 9.6/20.9	 ISO 198/022 9.3/20.1	 ISO 197/016 7.2/18.8	Super Short Shank		 ISO 138/009 2.3/16.1
TF-S41	TR-S13	TR-S14	TR-S21			CD-SS51
 ISO 297/014 6.1/16.1	 ISO 197/015 6.1/16.1	 ISO 544/016 4.2/14.3	 ISO 544/019 4.5/16.1	 ISO 165/014 8.2/17.1	 ISO 170/016 4.2/14.3	 ISO 197/016 7.2/17.7
EX-SS13	EX-SS14	EX-SS33	RS-SS31	TC-SS21	TF-SS31	TR-SS21
Fine	 ISO 001/006 0.5/19.0	 ISO 001/006 0.6/16.7	 ISO 138/007 2.2/16.7	 ISO 139/007 3.8/16.7	 ISO 539/007 2.2/16.7	 ISO 295/007 2.2/16.7
	BR-48F	CD-50F	CD-51F	CD-52F	CD-53F	CD-54F
 ISO 277/008 1.2/16.7	 ISO 295/007 2.2/16.7	 ISO 295/007 3.6/16.7	 ISO 156/009 3.2/16.2	 ISO 197/013 6.9/16.7	 ISO 138/007 2.2/19.0	 ISO 139/007 3.8/19.0
CD-55F	CD-56F	CD-57F	CD-58F	CD-59F	CD-60F	CD-61F









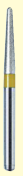























☆ For Children Use

DIA-BURS®






 ISO 156/009 3.2/19.0	☆  ISO 546/021 9.1/21.7	☆  ISO 544/020 5.3/18.9	☆  ISO 254/027 4.8/20.6	 ISO 198/017 9.1/21.7	 ISO 546/011 8.1/21.9	 ISO 196/020 5.1/19.0
 ISO 196/015 4.1/19.0	 ISO 197/012 7.1/21.5	 ISO 298/013 8.1/21.5	 ISO 179/010 9.2/21.0	Only the tip has diamond particles. Tip size 0.1mm. End Cutting Bur 	 ISO 237/020 5.1/18.9	 ISO 237/013 4.2/19.0
 ISO 297/013 7.1/21.0	 ISO 288/015 7.1/21.0	 ISO 257/015 3.2/19.0	 ISO 001/010 0.9/19.2	 ISO 539/007 2.2/19.2	 ISO 139/007 3.8/19.2	 ISO 156/009 3.2/19.2
 ISO 198/020 8.1/22.1	 ISO 198/017 8.2/22.1	 ISO 277/022 4.7/20.6	 ISO 237/019 5.1/19.1	 ISO 041/039 0.7/19.1	 ISO 166/015 10.1/21.9	 ISO 165/013 8.1/21.9
 ISO 173/015 10.1/21.7	 ISO 171/015 7.1/20.9	 ISO 199/015 10.1/21.7	 ISO 198/017 9.1/21.7	 ISO 197/015 7.1/21.0	 ISO 199/015 10.1/21.6	 ISO 198/017 9.1/21.7




☆ For Children Use

DIA-BURS®

 ISO 072/015 0.6/19.1	Short Shank	 ISO 072/015 0.6/16.6	Super Short Shank	 ISO 298/013 7.7/18.1	 ISO 165/012 8.2/18.1	Extra Fine
WR-31F		WR-S31F		FO-SS21F	TC-SS21F	
 ISO 001/015 1.4/18.9	 ISO 546/019 8.9/21.6	 ISO 544/019 5.1/18.8	 ISO 254/025 4.6/20.5	 ISO 198/015 8.9/21.6	 ISO 196/019 4.9/18.9	 ISO 196/013 3.9/18.9
BR-40EF	CE-12EF ★	CE-13EF ★	CE-15EF	CE-16EF	CR-11EF	CR-12EF
 ISO 237/018 4.9/18.8	 ISO 190/012 7.0/21.0	 ISO 138/015 3.3/19.0	 ISO 254/023 1.9/19.0	 ISO 257/012 6.0/19.9	 ISO 297/011 6.9/20.9	 ISO 288/013 6.9/20.9
EX-21EF	EX-27EF	EX-36EF	EX-37EF	FO-20EF	FO-21EF	FO-22EF
 ISO 257/014 3.1/18.9	 ISO 540/009 4.2/23.4	 ISO 297/009 5.9/18.4	 ISO 289/010 7.6/21.9	 ISO 198/021 8.8/22.0	 ISO 198/018 7.9/22.0	 ISO 545/018 6.9/21.0
FO-30EF	FO-40EF	FO-41EF	FO-42EF	Pro-1EF	Pro-2EF	RS-21EF ★
 ISO 544/018 4.2/18.9	 ISO 166/013 9.9/21.8	 ISO 165/011 7.9/21.8	 ISO 173/013 9.9/21.6	 ISO 171/013 6.9/20.8	 ISO 199/013 9.9/21.6	 ISO 198/015 8.9/21.6
RS-31EF ★	TC-11EF	TC-21EF	TF-12EF	TF-21EF	TR-11EF	TR-13EF

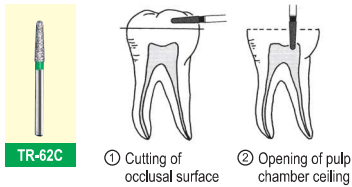
DIA-BURS®

 ISO 197/013 6.9/20.9	 ISO 199/013 9.9/21.5	 ISO 198/015 8.9/21.6	Short Shank	 ISO 198/019 8.9/19.9	Super Short Shank	 ISO 297/012 5.9/15.9
TR-21EF	TR-25EF	TR-26EF		TR-S14EF		EX-SS13EF

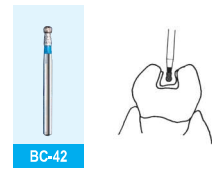
 ISO 197/012 5.9/15.9	 ISO 544/015 4.0/14.2	 ISO 544/018 4.2/15.9
EX-SS14EF	EX-SS33EF	RS-SS31EF

* Product illustrations show the general forms.

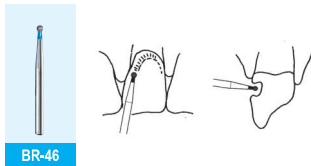
Access Opening DIA-BURS



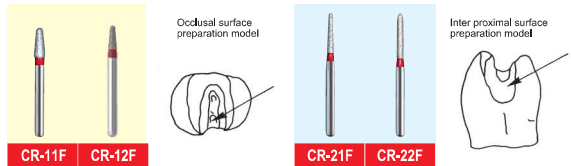
BC Series (Ball Corner)



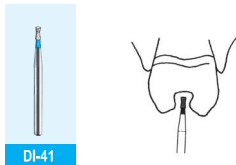
BR Series (Ball Round)



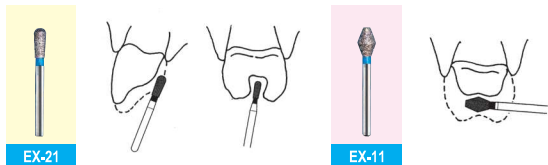
CR Series (CR inlay Preparation)



DI Series (Double Inverted Cone)




EX Series (Extra Shape)



MI DIA-BURS®

MI-45F

Smallest available unit: 5 pcs/sheet



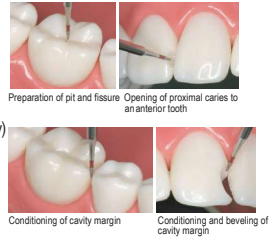
- | | |
|--------------|--|
| Features | Spherical bur with 1.0 mm diameter |
| Intended use | General-purpose spherical bur |
| 1 | Proximal caries to an anterior tooth (class III or IV cavity) |
| 2 | Caries in tooth cervix (class V cavity or cavity in cervical area) |



MI-53F



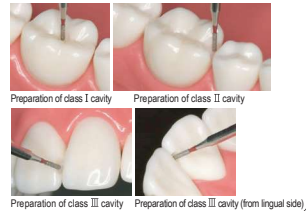
- | | |
|--------------|---|
| Features | Small pointed bur |
| Intended use | Since this bur has a thin tip it can help avoid damage to an adjacent tooth. The use of this bur enables the user to form a narrower pit and fissure. |
| 1 | Pit and fissure caries (class I cavity) |
| 2 | Proximal caries to a premolar tooth (class II, III, or IV cavity) |
| 3 | Conditioning of cavity margin (class III or IV cavity margin or class II cavity margin on the buccolingual side) |
| 4 | Beveling |



MI-61F



- | | |
|--------------|---|
| Features | Round-tipped cylindrical bur with 0.7 mm diameter |
| Intended use | Used to form an occlusal or proximal surface with the thin, round-tipped cylindrical bur. |
| 1 | Pit and fissure caries (class I cavity) |
| 2 | Proximal caries to a premolar tooth (class II, III, or IV cavity) |



MI-62F



- | | |
|--------------|---|
| Features | Cylindrical bur with 0.9 mm diameter |
| Intended use | Used for a relatively large cavity |
| 1 | Pit and fissure caries (class I cavity) |
| 2 | Proximal caries to a premolar tooth (class II, III, or IV cavity) |



Photos provided by:
Dr. Shigeisa Inokoshi,
Inokoshi Dental Clinic,
Tokyo JAPAN



Set of MI Dia-Burs (each 1 piece included for 4 forms)

Carbide Burs

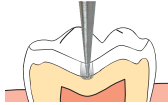
Features

● **Integrated cutting flute and shank**
Through integration of its cutting flute and shank, the MANI Carbide Bur minimizes the number of fractures during cutting.

● **Main use**


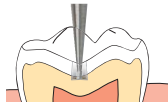
■ **ROUND**

Effective for enlarging a carious cavity.



■ **INVERTED CONE**

Suitable for undercut preparation.



* The large number of crosscuts improves cutting efficiency

● **Material**

Working part: tungsten carbide, Shank: Stainless steel

■ Smallest available unit: 10 pcs per pack

■ Identification guide

Length of working portion: 2.00
Overall length: 19.00

330 — Ordering No.
232/008 — ISO maximum diameter





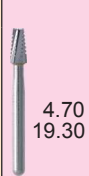
■ Max. allowable speed





- 300,000 min⁻¹
- 200,000 min⁻¹
- 150,000 min⁻¹




ROUND								
	0.50 19.30	0.60 19.30	0.08 19.30	1.00 19.30	1.20 19.30	1.40 19.30	1.60 19.30	1.80 19.30
Order NO.	1/4	1/2	1	2	3	4	5	6
ISO NO.	001/005	001/006	001/008	0001/010	001/012	001/014	001/016	001/018







ROUND		INVERTED CONE				
2.10 19.30	2.30 19.30	0.60 19.30	0.80 19.30	1.00 19.30	1.20 19.30	1.40 19.30
7	8	Order NO. 33 1/2	34	35	36	37
001/021	001/023	ISO NO. 010/006	010/008	010/010	010/012	010/014


TAPER FISHER								
	5.00 21.00	4.00 19.30	4.00 19.30	4.00 19.30	9.00 21.00	6.00 21.00	4.00 19.30	4.00 19.30
Order NO.	169L	170	171	172	M15EZ	M14CF	699 ^{*1}	700 ^{*1}
ISO NO.	171/009	168/010	168/012	168/016	198/015	164/014	168/009	168/010








TAPER FISHER				
 4.00 19.30	 4.00 19.30	 7.00 21.00	 4.00 19.30	 4.70 19.30
701 ^{*1}	701X ^{*2}	701L ^{*1}	702 ^{*1}	703 ^{*1}
168/012	168/012	171/012	168/016	168/021



PEAR			
	 3.00 19.30	 2.00 19.30	 2.00 19.30
Order NO.	245	330	331
ISO NO.	237/009	232/008	232/010






PEAR		
 2.00 19.30	 2.00 19.30	 2.00 19.30
332	330P ^{*1}	1931 ^{*1}
232/012	232/008	237/010





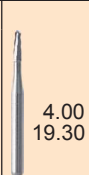
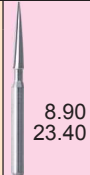
STRAIGHT FISHER					
	 4.00 19.30	 4.00 19.30	 4.00 19.30	 4.00 19.30	 4.00 19.30
Order NO.	57	58	557 ^{*1}	558 ^{*1}	559 ^{*1}
ISO NO.	107/010	107/012	107/010	107/012	107/014

STRAIGHT FISHER	
 4.00 19.30	 4.00 19.30
560 ^{*1}	1957 ^{*1}
107/016	137/010

ROUND END STRAIGHT FISHER						
	 4.00 19.30	 4.00 19.30	 4.00 19.30	 4.00 19.30	 4.00 19.30	 4.00 19.30
Order NO.	1157	1158	1159	1557 ^{*1}	1558 ^{*1}	1559 ^{*1}
ISO NO.	137/010	137/012	137/014	137/010	137/012	137/014

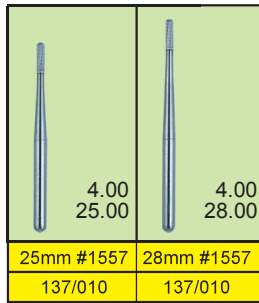
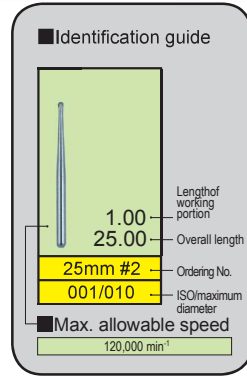
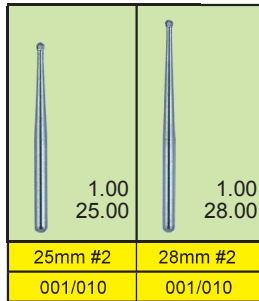

ROUND END STRAIGHT FISHER	
 4.00 19.30	 4.00 19.30
1958 ^{*1}	M21DC ^{*2}
137/012	137/010

OGIVAL FISHER				
	 4.00 19.30	 4.00 19.30	 4.00 19.30	 4.00 20.00
Order NO.	7901	7902	7903	7408
ISO NO.	496/009	496/010	496/012	227/023

ROUND END TAPER FISHER					
	 4.00 19.30	 11.00 23.00	 5.50 21.00	 4.00 19.30	 8.90 23.40
Order NO.	1970 ^{*1}	M15ZB	M16DB	M23DC	CE/4CF
ISO NO.	194/010	199/015	196/016	168/012	166/014

*1...Cross-cuts *2...Dia-cuts

Surgical Burs



Take Note
Use a 5x speed (micro-motor) at 120,000 min⁻¹ maximum.

Enables effective removal of
Metal Posts, Fiber Cores, and Canal Orifice Calcifications.

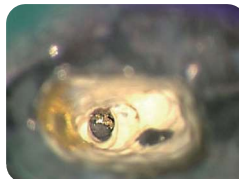
The long taper permits
unobstructed vision of working field.

Eliminates concerns of
turbine damage by halfway chucking.

Images provided by Dr. Norihiro Sawada - Sawada Dental Office, Yotsuya, Tokyo.



① A removal performed with regular-length carbide burs.



② Remaining pieces of metal in deep pockets are extremely difficult to remove with regular-length carbide burs.



③ Surgical burs allow a clear field of view for easy removal, and eliminate the need for potentially damaging halfway chucking.

Sutures


Classification of needles

Example: RH-18mm


The needle types are classified according to the combinations of ① needle shape ② curvature type and ③ length (overall)

① ② ③

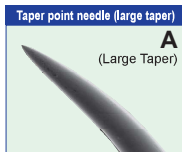
① Needle shape




The cross-section of the needle is V-shaped. The cutting edge is located on the curved outside, and the inside corresponds to the base of the triangle. This type is primarily suitable for hard tissue that is difficult to puncture.



The tip of the taper point needle has a sharp triangular-shaped cutting edge, making it suitable for suturing hard tissue.



The tip is thick and highly resistant to bending, making this type suitable for suturing hard tissue.

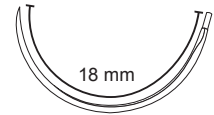


The tip is thin and sharp, making this type primarily suitable for suturing soft tissue.

② Curvature type

Code	Curvature	Shape
S	Straight	
E	Slightly curved (3/8 circle)	
H	Heavily curved (1/2 circle)	
J	Hooked (4/5 curved)	
L	Hooked (1/2 curved)	

③ Length (overall)



























Comparison of sutures

Sutures	Tensile strength against knot	Tissue reactivity	Aging property	Resistance to infection	Usability
Silk braided	○	△	△	×	◎
Polyester braided	◎	◎	◎	△	○
Nylon braided	◎	◎	△	△	△
Nylon monofilament	◎	◎	△	△	△

























Sutures

■ Smallest available unit: 12 pcs per box ■ Material: Needle (Stainless steel) and thread (silk, nylon, and polyester)

Ordering No.	Suture needles				Sutures		
	Type	Needle shape	Curvature	Needle length Needle diameter	USP size	Smallest/Largest (diameter: mm)	Material/ Overall length
1	Reverse Cutting		Heavily curved 	RH-18 mm D-0.43 mm	4-0	0.15/0.199	Silk Black braided 45 cm
2	Reverse Cutting		Heavily curved 	RH-25 mm D-0.73 mm	3-0	0.20/0.249	Silk Black braided 45 cm
3	Reverse Cutting		Slightly curved 	RH-18 mm D-0.58 mm	4-0	0.15/0.199	Silk Black braided 45 cm
4	Cut Taper		Heavily curved 	YH-18 mm D-0.38 mm	5-0	0.10/0.149	Polyester Green braided 45 cm
5	Cut Taper		Heavily curved 	YH-18 mm D-0.53 mm	3-0	0.20/0.249	Silk Black braided 45 cm
6	Taper Point (small taper)		Straight 	TS-20 mm D-0.58 mm	4-0	0.15/0.199	Silk Black braided 45 cm
7	Reverse Cutting		Slightly curved 	RE-13 mm D-0.53 mm	4-0	0.15/0.199	Nylon Black braided 45 cm
8	Reverse Cutting		Slightly curved 	RH-18 mm D-0.58 mm	4-0	0.15/0.199	Polyester Green braided 45 cm
9	Taper Point (small taper)		Heavily curved 	TH-18 mm D-0.43 mm	5-0	0.10/0.149	Polyester Green braided 45 cm
10	Taper Point (small taper)		Heavily curved 	TH-18 mm D-0.53 mm	3-0	0.20/0.249	Silk Black braided 45 cm
11	Taper Point (small taper)		Heavily curved 	TH-16 mm D-0.73 mm	2-0	0.30/0.339	Silk Black braided 45 cm
12	Taper Point (large taper)		Hooked needle 	AJ-16 mm D-0.53 mm	4-0	0.15/0.199	Nylon Black braided 45 cm






Sutures


■ Smallest available unit: 12 pcs per box ■ Material: Needle (Stainless steel) and thread (silk, nylon, and polyester)

Ordering No.	Suture needles				Sutures		
	Type	Needle shape	Curvature	Needle length Needle diameter	USP size	Smallest/Largest (diameter: mm)	Material/ Overall length
13	Taper Point (large taper)		Hooked needle 	AJ-16 mm D-0.63 mm	3-0	0.20/0.249	Nylon Black braided 45 cm
14	Taper Point (large taper)		Heavily curved 	AH-13 mm D-0.53 mm	4-0	0.15/0.199	Silk Black braided 45 cm
15	Taper Point (large taper)		Heavily curved 	AH-16 mm D-0.53 mm	4-0	0.15/0.199	Nylon Black braided 45 cm
16	Taper Point (large taper)		Heavily curved 	AH-16 mm D-0.63 mm	3-0	0.20/0.249	Nylon Black braided 45 cm
17	Taper Point (large taper)		Heavily curved 	AH-20 mm D-0.58 mm	4-0	0.15/0.199	Silk Black braided 45 cm
18	Reverse Cutting		Slightly curved 	RE-11 mm D-0.43 mm	4-0	0.15/0.199	Nylon Black monofilament 45 cm
19	Reverse Cutting		Slightly curved 	RE-13 mm D-0.38 mm	5-0	0.10/0.149	Nylon Black monofilament 45 cm
20	Reverse Cutting		Slightly curved 	RE-13 mm D-0.58 mm	4-0	0.15/0.199	Silk Black braided 45 cm
21	Reverse Cutting		Heavily curved 	RH-16 mm D-0.58 mm	4-0	0.15/0.199	Nylon Black monofilament 45 cm
22	Reverse Cutting		Heavily curved 	RH-16 mm D-0.58 mm	4-0	0.15/0.199	Silk Black braided 45 cm
23	Reverse Cutting		Slightly curved 	RH-18 mm D-0.58 mm	4-0	0.15/0.199	Nylon Black monofilament 45 cm
24	Reverse Cutting		Slightly curved 	RH-18 mm D-0.58 mm	3-0	0.20/0.249	Silk Black braided 45 cm

Sutures

■ Smallest available unit: 12 pcs per box ■ Material: Needle (Stainless steel) and thread (silk, nylon, and polyester)

Ordering No.	Suture needles				Sutures		
	Type	Needle shape	Curvature	Needle length Needle diameter	USP size	Smallest/Largest (diameter: mm)	Material/ Overall length
25	Taper Point (small taper)		Slightly curved	TE-13 mm D-0.43 mm	4-0	0.15/0.199	Silk Black braided 45 cm
26	Taper Point (small taper)		Slightly curved	TE-18 mm D-0.58 mm	4-0	0.15/0.199	Silk Black braided 45 cm
27	Cut Taper		Slightly curved	YE-13 mm D-0.43 mm	4-0	0.15/0.199	Silk Black braided 45 cm
28	Cut Taper		Heavily curved	YH-16 mm D-0.48 mm	4-0	0.15/0.199	Silk Black braided 45 cm
29	Cut Taper		Slightly curved	YE-18 mm D-0.53 mm	4-0	0.15/0.199	Silk Black braided 45 cm



Caution:

If the joint between the suture and needle or tip is held by needle forceps, the needle or suture may be broken. Instead, place the forceps on about 1/3–1/2 the portion from the joint to the tip.

Holding the needle

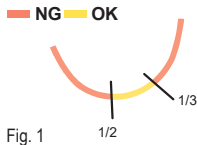


Fig. 1

Hold about 1/3-1/2-way up from the joint between the suture and needle.

Knot types

[Square knot]

Suture is closed with the first and second knots in parallel



[Double knot]

Repeat the same knot twice
This is a quicker knot

























[Surgical knot]

Suture is closed by crossing the thread twice to form the first knot.



Sutures for Micro Use

■ Smallest available unit: 12 pcs per box

Ordering No.	Suture needles				Sutures		
	Type	Needle shape	Curvature	Needle length Needle diameter	USP size	Smallest/Largest (diameter: mm)	Material/ Overall length
30	Lancet		Slightly curved 	PE-11 mm D-0.38 mm	5-0	0.10/0.149	Silk Black braided 45 cm
31	Reverse cutting		Slightly curved 	RE-11 mm D-0.38 mm	5-0	0.10/0.149	Nylon Black monofilament 45 cm
32	Lancet		Heavily curved 	PH-8 mm D-0.33 mm	6-0	0.070/0.099	Nylon Black monofilament 45 cm
33	Lancet		Heavily curved 	PH-11 mm D-0.33 mm	6-0	0.070/0.099	Nylon Black monofilament 45 cm
34	Reverse cutting		Slightly curved 	RE-11 mm D-0.33 mm	6-0	0.070/0.099	Silk Black braided 45 cm
35	Lancet		Slightly curved 	PE-11 mm D-0.33 mm	6-0	0.070/0.099	Nylon Black monofilament 45 cm
36	Reverse cutting		Slightly curved 	RE-7 mm D-0.24 mm	7-0	0.050/0.069	Nylon Black monofilament 45 cm
37	Lancet		Slightly curved 	PE-7 mm D-0.28 mm	7-0	0.050/0.069	Silk Black braided 45 cm
38	Lancet		Slightly curved 	PE-8 mm D-0.33 mm	7-0	0.050/0.069	Nylon Black monofilament 45 cm
39	Reverse cutting		Slightly curved 	RE-9 mm D-0.24 mm	7-0	0.050/0.069	Nylon Black monofilament 45 cm
40	Lancet		Slightly curved 	PE-11 mm D-0.33 mm	7-0	0.050/0.069	Nylon Black monofilament 45 cm

Micro Files

Features of each file type

Type K

- Material: Stainless steel
- Taper: .02

Substitute for normal K-Files

Magnified view of the cutting flute



Type H

- Material: Stainless steel
- Taper: .02.04

For enlarging a root canal or removing cement, gutta-percha, and cut pieces

Magnified view of the cutting flute



Type F

- Material: Stainless steel
- Taper: .05

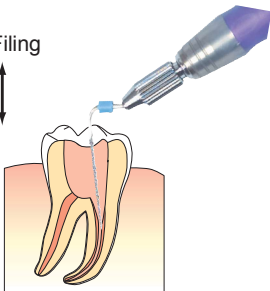
For checking flare preparation or root canal enlargement using taper of 0.05

Magnified view of the cutting flute



Usage

Filing

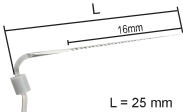

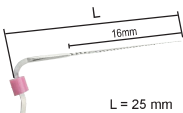
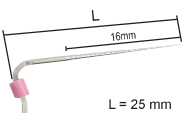
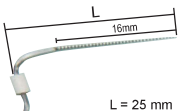

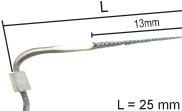
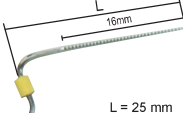
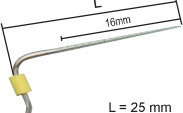
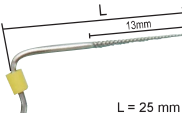
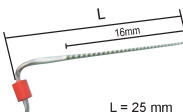
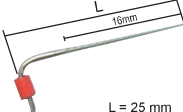

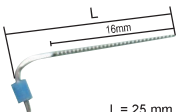
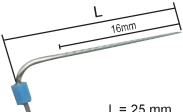

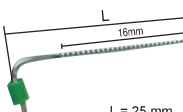
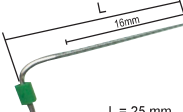
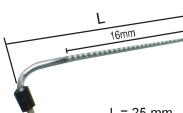
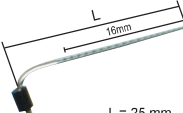


Size identification by color tubes

Please Note: The color tube cannot be used as a rubber stopper.

Please purchase a rubber stopper separately.

Micro Files Type K, H, and F

Type	Type K	Type H	Type F
Size	Normal K-Files .02 taper	Normal H-Files .02/.04 taper	Normal Flare Files K-Files with .05 taper
#8	 L = 25 mm	★  L = 25 mm	
#10	 L = 25 mm	★  L = 25 mm	
#15	 L = 25 mm	★  L = 25 mm	 L = 25 mm
#20	 L = 25 mm	★  L = 25 mm	 L = 25 mm
#25	 L = 25 mm	★  L = 25 mm	 L = 25 mm
#30	 L = 25 mm	★  L = 25 mm	 L = 25 mm
#35	 L = 25 mm	★  L = 25 mm	
#40	 L = 25 mm	★  L = 25 mm	

Smallest available unit: 6 pcs per pack ★ 4/100 Taper ☆ 2/100 Taper

Ultrasonic Endo Files

Attach to an ultrasonic scaler



■ Diameter = $\phi 0.8$

	Single	Double
Length of working part (L)	L = 19 mm	L = 23 mm
Size	#25	#25

■ Smallest available unit: 6 pcs per pack ■ Material: Stainless steel ■ Taper: .05

Ultrasonic Dia-Files

Usage

Attach to an ultrasonic device



■ Diameter = $\phi 0.8$

■ Diamond grain: fine (F)

*3 = #25

	Single	Double
Length of working part (L)	L = 19 mm	L = 23 mm
Size	3-F	3-F

■ Smallest available unit: 6 pcs per pack ■ Materials: Diamond and Stainless steel ■ Taper: .05

NOTE:

Ultrasonic Endo Files and Ultrasonic Dia-Files

- Ultrasonic devices have different power settings depending on the manufacturer, so use the lowest setting to start with
- For enlarging a root canal or removing previous root filling material that is difficult to locate
- The taper is indicated on each product

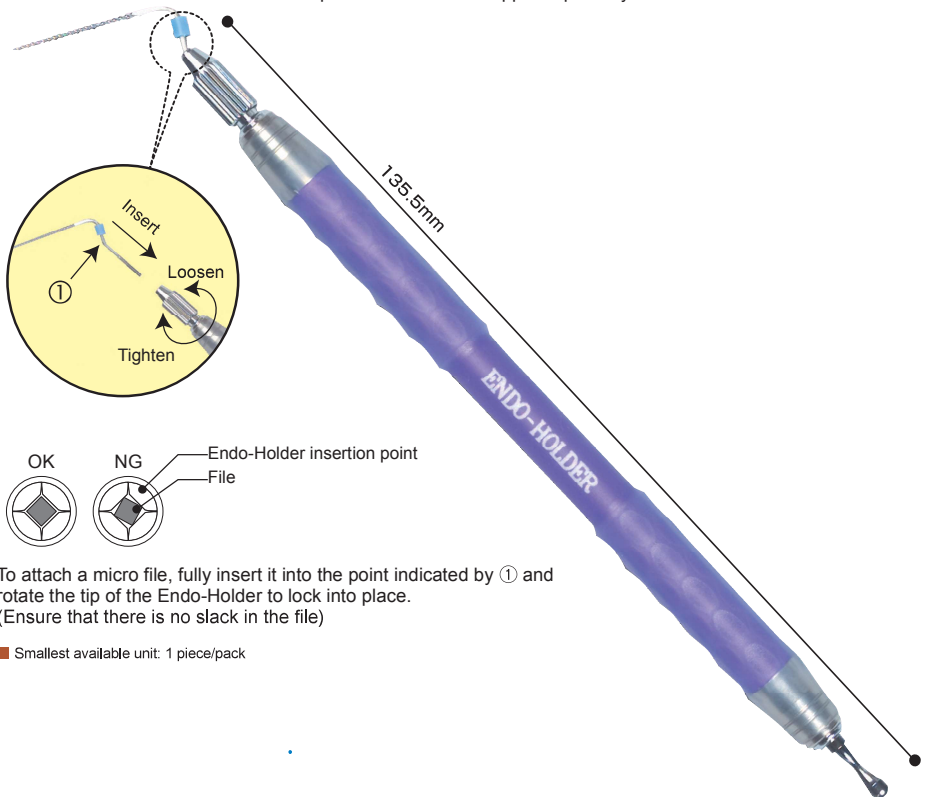
Caution: Using with high power may result in a fracture.

Use with a device that can hold a shank diameter of $\phi 0.8$ mm.

Endo-Holders

For finding and maintaining a visual field under a stereoscopic microscope or a magnifying glass.
For molar teeth and other regions where instruments are difficult to manipulate.

The tube color identifies the file standard.
This tube cannot be used as a rubber stopper.
Note: Please purchase a rubber stopper separately.



To attach a micro file, fully insert it into the point indicated by ① and rotate the tip of the Endo-Holder to lock into place. (Ensure that there is no slack in the file)

■ Smallest available unit: 1 piece/pack

Accessories

Endo Stands



- Endo Stands has silicone caps with six different colors for easy management
- Endo Stands can be autoclaved with their caps in place
- Silicone caps allow you to manage the files without damaging their cutting flutes

Size: 39 (H) x 50 (W) x 62 (L) mm / Smallest available unit: 2 pcs/box
Holds 30 files/box (includes color caps, available in white, yellow, red, blue, green, and black; 10 of each color)

* Files in the photo are not included. May be autoclaved (avoid drying).

File Stands



- File Stands has silicone caps with six different colors for easy management
- File Stands can be autoclaved with their caps in place
- A cover is provided to protect the products from dust

Size: 70 (H) x 50 (W) x 53.5 (L) (33.5 without cover) mm / Smallest available unit: 1 piece/box

Silicone caps available in white, yellow, red, blue, green, and black (5 pcs/pack)

* The cover can be sterilized; avoid drying.

File Cleaners



- Allows you to quickly remove contaminants from files
- Protects your hands from contamination

Size: 30 (H) x 37 (W) x 46 (L) mm / Smallest available unit: 2 pcs/pack
With 2 sponges

* Files in the photo are not included. May be autoclaved (avoid drying).

The sponge is disposable.

Accessories

Steri-Endo Guards



- Contaminants can be quickly removed. Only the sponge is disposable
- The files can be autoclaved in place
- A rubber stopper can be fitted to the working length of a file

Size: 52 (H) x 35 (W) x 136 (L) mm / Smallest available unit: 1 piece/pack
Available in white, yellow, and blue. Holds up to 16 files (replaceable sponge included)

* Files in the photo are not included. May be autoclaved (avoid drying).
The sponge is disposable.

Steri-Bur Guards




- The burs can be autoclaved in place
- Use with CA(RA) and FG burs
- Adjustable size for different bur lengths (two sizes)

Size: 32 (H) x 12 (W) x 72 (L) mm / Smallest available unit: 1 piece/pack
Available in white, yellow, and blue. Holds up to 12 files.

*Burs in the photo are not included. May be autoclaved (avoid drying).

Steri-Bur Guards 22



- The burs can be autoclaved in place
- Use with CA (RA) and FG burs
- Adjustable size for different bur lengths (two sizes)

Size: 44 (H) x 20 (W) x 122 (L) mm / Smallest available unit: 1 piece/pack
Available in yellow, blue, and green. Holds up to 22 files.

*Burs in the photo are not included. May be autoclaved (avoid drying).

Accessories

Magnetic Bur-Blocks



- The burs can be autoclaved in place

Size: 35 (H) x 41 (W) x 79 (L) mm / Smallest available unit: 1 piece/pack
Available in white and blue. Holds up to 14 pieces.

*Burs in the photo are not included

*Can be autoclaved (avoid drying). **Avoid sterilizing the cover.**

Dia-Burs Stands



Size: 38 (H) x 75 (W) x 60 (L) mm / Smallest available unit: 1 piece/box
Holds up to 24 pieces.

*Files in the photo are not included. **Avoid sterilization.**

Management Kits



- This drawer-type case is useful for managing files and burs in different cases.

Size: 63 (H) x 125 (W) x 175 (L) mm / Smallest available unit: 1 piece/box

Accessories

Silicone cap for Endo Stand



Available in white, yellow, red, blue, green, and black. Smallest available unit: 60 pcs/pack (10 caps of each color)

* The caps may be autoclaved on the Endo Stand (avoid drying)

Sponge for File Cleaner



Size: 5 (H) x 60 (W) x 70 (L) mm

Smallest available unit: 100 pcs/pack

The sponge is disposable.

Rubber stoppers



	18 mm	21 mm	25 mm	28 mm	31 mm
Reamers					
K-files					
H-files					

Thickness: 1.5mm

Smallest available unit: 100 pcs of each type per pack

*Rubber stopper may be autoclaved while positioned on files.
(avoid drying)

Cleaning, Sterilization, and Storage Methods

MANI® products, including reamers, files, Dia-Burs®, and carbide burs, are **surgical instruments**.

Clean, sterilize, and store these instruments after each use.

* Sutures with a sterilized needle, surgical needles, are **single-use** products.

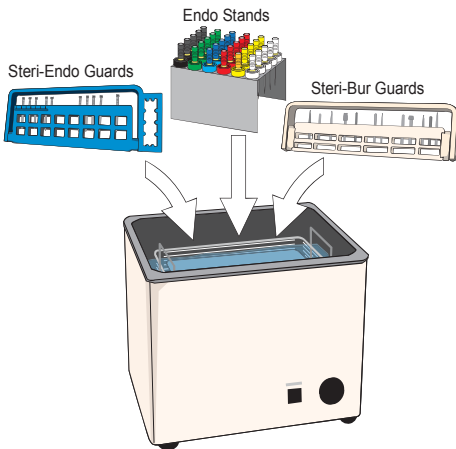
MANI® reamers, files, and Dia-Burs® are made of Stainless steel, which allows them to be autoclaved repeatedly.

STEP 1

Clean the used instruments with a brush and medical detergent to completely remove foreign matter, such as body fluid and tissue. Perform immersion cleaning, as necessary, using a sterilization cleaning solution prior to ultrasonic cleaning.

Note: Immersion in a corrosive solution, such as **EDTA solution** or **sodium chlorite**, for extended periods may cause corrosion.

During ultrasonic cleaning, place the instruments onto Endo-Stand, Steri Endo-Guard, or Steri Guard **in order to prevent dullness from contact with other cutting flutes**.

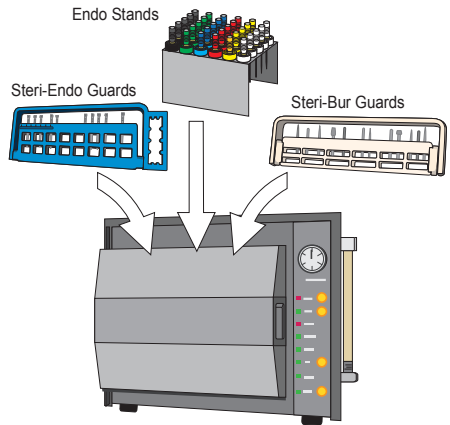


STEP 2

Sterilize the instruments while they are on the Endo-Stand, Steri Endo-Guard, etc.

* Avoid sterilizing the covers for Dia-Burs Stand and Magnetic Bur-Block.

Do not use any autoclave that is **heated up to 200°C (392°F) or higher** (including the drying process), because the grips for reamers and files and Steri-Endo Guard may melt.



STEP 3

Store the instruments at room temperature and avoid high humidity, direct sunlight, and contact with water.

Avoid storing products that are made partially of silicone or special plastics, such as reamers, files, and Steri-Endo Guard, **under a sterilization lamp**, because the instruments may degrade.



Avoid contact with water



Avoid direct sunlight

Products List

Smallest available unit	Product name	Standard
6 pcs/pack	Reamers	#10-40 [21 · 25 · 28 · 31 mm]
	K-Files	#06, #08, #45-80 [21 · 25 · 28 · 31 mm]
	H-Files (*H-Files: #08-#140)	#90-140 [21 · 25 · 28 · 31 mm]
	Medium-reamers, K-Files, H-Files	#12-37 [21 · 25 mm]
	18 mm Files (R, K, H)	#15-40
	NiTi H-Files	#15-40 [21 · 25 mm]
	SEC O-Files	#10-40 [21 · 25 mm]
	K Type (#08-#80)	#08, #45-80 [21 · 25 mm]
	H Type (#10-#80)	
	Flare Files	#15-60 [21 · 25 mm]
	Medium Flare Files	#12-37 [21 · 25 mm]
	NiTi Flare Files	#15-40 [21 · 25 mm]
	Flexile Files	#15-40 [21 · 25 mm]
	Medium Flexile Files	#12-37 [21 · 25 mm]
	RT Files	#15-40 [21 · 25 · 28 · 31 mm] #45-80 [21 · 25 · 28 · 31 mm]
D Finders	#08 · #10 · #12 · #15 [21 · 25 mm]	
6 dozen (72 pcs in total)	Barbed Broaches	#000, #00, #0, #1, #2, #3
	Square Broaches	#000, #00, #0, #1, #2, #3
6 pcs/pack	Engine reamers (* 18, 21, 25, and 28 mm)	#10-40
	Super Files	#10-60 [18 · 21 · 25 mm]
	U-Files	#10-50 [33 mm]
4 pcs/pack	GPR	1S, 2S (Stainless Steel)
		3N, 4N (NiTi)
		1S-4N (Assortment)
6 pcs/pack	Peeso Reamers	#1 to 6 (overall length: 28, 32, and 38 mm)
	Gates Drills	
4 pcs/pack	Paste Carriers	#25-40 [21 · 25 · 29 mm]
6 pcs/pack	Spreaders	#15-40 [25 mm]
	Flare Finger Spreaders	#15-40 [21 · 25 mm]
	Pluggers	#15-40 [25 mm]
6 pcs/pack	MI Stainless Burs	#1/2-8 (overall length: 22 and 28 mm), #2, #6 (overall length: 34 mm)
	Hard Stainless Burs	#1/2-8 (overall length: 22,28mm)
1 sheet (5 pcs/sheet)	Dia-Burs® (FG)	433 types
	MI Dia-Burs®	4 types
4 pcs/pack	Set of MI Dia-Burs®	4 types (1 piece of each/pack) with bur stand
6 pcs/pack	CR Inlay Filling Dia-Burs Set	6 types (1 piece of each/pack) with bur stand
8 pcs/pack	Composite Resin and Dia-Bur Kits	8 types (1 piece of each/pack) with bur stand
5 pcs/pack	Dia-Burs® FG(CEREC-related products)	9 types
5 pcs/pack	Carbide Burs FG(CEREC-related products)	2 types
10 pcs/pack	Carbide Burs(FG)	61 types
4 pcs/pack	Surgical Burs	#2, #330, #1557, #MZB+(25,28mm)

Products List

Smallest available unit	Product name	Standard
12 pcs/pack	Sutures	#1 - 29
12 pcs/pack	Sutures for micro use	#30-40
6 pcs/pack	Micro Files Type K	#08-40 .02taper
	Micro Files Type H	#08-40 .02taper / .04taper
	Micro Files Type F	#15-30 .05taper
	Ultrasonic Endo Files (Single and Double)	#25
	Ultrasonic Dia-Files (Single and Double)	3-F
1 piece/pack	Endo-Holders	Overall length:135.5mm
2 pcs/pack	Endo Stands (with silicone cap)	39 (H) × 50 (W) × 62 (L) mm; holds up to 30 files
1 piece/pack	File Stands	Holds up to 30 files
2 pcs/pack	File Cleaners (with sponge)	30 (H) × 37 (W) × 46 (L) mm
24 pcs/pack	Sponge (for Steri-Endo Guard)	18 (H) × 22 (W) × 46 (L) mm
1 Stand	Steri-Endo Guards(with sponge)	Holds up to 16 files. Available in white, yellow, blue, pink, green.
	Steri-Bur Guards	Holds up to 12 burs. Available in white, yellow, blue, pink.
	Steri-Bur Guards 22	Holds up to 22 burs. Available in white, yellow, blue, pink.
	Magnetic Bur-Block	Holds up to 14 burs. Available in white and blue.
	Dia-Bur Stands	Holds up to 24 burs [38 (H) × 75 (W) × 60 (L) mm]
1 box	Management Kits	63(H) × 125 (W) × 175 (L) mm
60 pcs/pack	Silicone cap for Endo Stand	White,yellow,red,blue,green,black
100 pcs/pack	Sponge (for File Cleaners)	5 (H) × 60 (W) × 70 (L) mm
100 pcs/pack	Rubber stoppers	Available in blue,white,yellow,red,or black(▷ □ ○)