


CE 0197

MANI®

FOR ADVANCED TREATMENT

MI Stainless Burs



MANI, INC.



For advanced treatment — Designed with micro processing technology

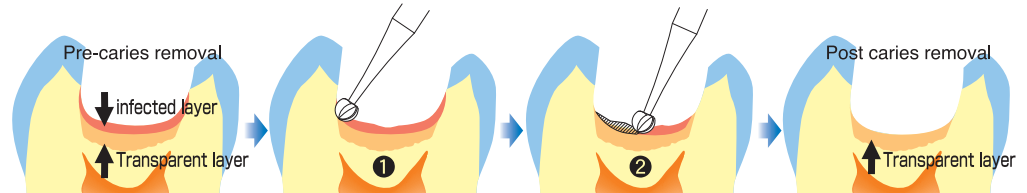
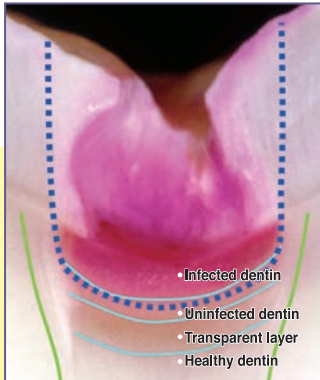
Caries Removal Made Safer

MI Stainless Burs

Selective Cutting of Decalcified Dentin

Minimally invasive preparation that leaves healthy tooth structure intact.
The MI Stainless Burs are designed and engineered to selectively remove softened carious dentin without cutting healthy calcified dentin.

Vertical Section of Carious Dentin



Corrosion Resistance

Autoclave test



Dental burs are considered to be surgical instruments and therefore need to be properly sterilized following use. MI Stainless Burs are composed of stainless steel and can be repeatedly autoclaved without risk of corrosion.


Cutting Performance

The blade rake angles on the MI Stainless Burs are specifically engineered to remove decalcified softened dentin.

Blade Durability

Cutting durability test

Cutting flutes have excellent wear resistance due to the hardness of the stainless steel.

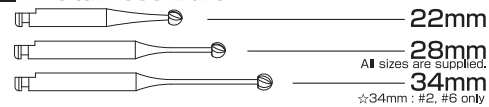


*Anhydride block used for cutting tests

Sizes

Available in 3 lengths and 7 bur head sizes to meet all clinical requirements. The 28mm MI Stainless Burs provide length to reach difficult to access areas. The 34mm length provides enhanced bur head visibility, ideal for use with a microscope.

MI Stainless Burs



Size	Bur Head Diameter	Size	Bur Head Diameter
1/2	0.6mm	4	1.4mm
1	0.8mm	5	1.6mm
☆2	1.0mm	☆6	1.8mm
3	1.2mm		

Maximum R.P.M: 22, 28mm: 1200r.p.m 34mm: 800r.p.m 6 Burs per pack Assortment: #1 through #6 (22, 28mm)

OnePoint

Be sure not to cut excessively by using the guide of tactile sensation difference between cavity floor and side wall of cavity.

CAUTION

Before use MI Stainless Burs, see the instructions as indicated below. ●For dental use only. ●Sterilize before use. ●Set a bur to a handpiece properly according to handpiece manufacturers' instruction. ●Before each use, run the bur in the handpiece to ensure it has not been bent from previous usage. If the bur runs off center, discard and replace with a new bur. ●Before use, remove fillings such as resin and metal completely. ●Burs should not be used above max. allowable r.p.m. (see chart above) to avoid possibility of injury due to breakage. ●Care should be taken not to apply excessive lateral pressure during use, especially on the long neck 34mm burs. ●Eye protection should always be provided for operator and patient during use. ●Water spray coolant can be used to minimize pulpal irritation. ●Discarded burs should be treated as medical waste.

Design and specification are subject to change without notice.



8-3 KIYOHARA INDUSTRIAL PARK, UTSUNOMIYA, TOCHIGI, 321-3231, JAPAN
Phone 028-667-8592 Facsimile 028-667-8596
E-mail dental.exp@ms.mani.co.jp URL http://www.mani.co.jp