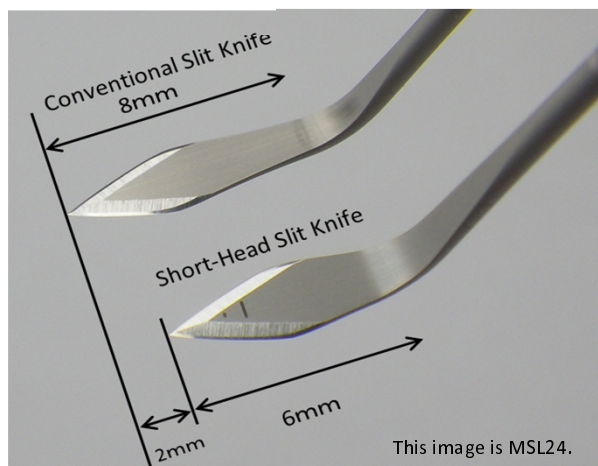


Better Navigation & Control

New
Line Up

Short-Head Knife <Slit & Crescent knife series>

Keeping MANI's sharpness unchanged, the blade tip becomes easy-to-navigate.



Effective for patient who has sunken/deep-set eye (enophthalmos) or narrow lid fissure.

Shortened the angle position but remains MANI's sharpness.

Knife Order # : MSL20SH~MSL30SH, MCU20SH, MCU26SH


- Length from tip to angle -

6.0mm : MSL20SH, MSL22SH, MSL24SH

7.0mm : MSL25SH, MSL26SH, MSL27SH, MSL28SH, MSL30SH

4.5mm : MCU20SH, MCU26SH

Laser marking assists you to create accurate & stable incision.




Engraving depth laser marking lines at 1.5mm and 2.0mm from the blade tip, indicating incision depth.

New
Line Up

Laser Marking Lines <Straight knife series>

Width laser marking lines are engraved.



Engraving laser making lines at 1.0mm and 1.2mm, indicating incision width.

Supports surgeon to make an accurate width side port.

Knife order # : MST15MK, MST22MK

MANI® Ophthalmic Knife

MANI, INC. - Overseas Sales & Marketing, Surgical Section

8-3 Kiyohara Industrial Park, Utsunomiya Tochigi 321-3231 JAPAN

<http://www.mani.co.jp/en/> : +81 (28) 667-7565 : seg-ovs@ms.mani.co.jp